



GAME INFO




1000 PARK AVE. ALTOONA, PA 16602 | 814.283.3132 | ALTOONACURVEBASEBALL | ALTOONACURVE | ALTOONACURVE | ALTOONACURVE

EASTERN LEAGUE CHAMPIONS 2010

DIVISION CHAMPIONS 2004, 2010


PLAYOFF APPEARANCES 2003, 2004, 2005, 2006, 2010

PLAYERS TO MLB 117



BATTING AVG.: .273 (1st)
 TEAM HR: 25 (8th)
 WALKS: 174 (4th)
 STRIKEOUTS: 401 (2nd)
 TEAM ERA: 3.13 (2nd)
 WALKS: 171 (T-5th)
 STRIKEOUTS: 277 (12th)
0 -- EL Rank

June 6, 2015 -- Game #53, Road Game #27
 Altoona Curve (32-20) at Erie SeaWolves (18-33)
 LHP Zack Dodson (4-1, 2.75) vs. RHP Chad Green (2-6, 4.84)
 7:05 p.m. | Jerry Uht Park | Erie, Pa.
 Radio - ESPN Radio 1430, WVAM | TV - MiLB.tv



BATTING AVG.: .252 (10th)
 TEAM HR: 27 (T-6th)
 WALKS: 160 (8th)
 STRIKEOUTS: 336 (8th)
 TEAM ERA: 4.87 (12th)
 WALKS: 171 (T-5th)
 STRIKEOUTS: 330 (9th)
0 -- EL Rank

UPCOMING GAMES & PITCHING PROBABLES

Sun., June 7	at Erie	1:35 p.m.	RHP Chad Kuhl (4-1, 2.75) vs. RHP Tommy Collier (0-0, 1.38)
Mon., June 8	at Erie	7:05 p.m.	RHP Matt Benedict (1-2, 5.63) vs. RHP Austin Kubitzka (3-4, 4.64)
Tues., June 9	at Reading	7:05 p.m.	RHP Angel Sanchez (6-1, 2.54) vs. RHP Ben Lively (4-3, 3.79)
Wed., June 10	at Reading	7:05 p.m.	RHP Jason Creasy (7-0, 2.69) vs. LHP Jesse Biddle (4-1, 4.24)

YESTERDAY: Altoona won its fourth straight game and remained unbeaten in seven games against Erie this season. Starting pitcher **Jason Creasy** won his fourth straight start to improve to 7-0 this year, which is tied for the most wins in the Eastern League. **Willy Garcia** gave the Curve a 1-0 lead in the first with an RBI single. Creasy surrendered his only runs in the first inning as Erie took a 2-1 lead, but the Curve tied it back up in the third when **Max Moroff** scored on a wild pitch. The Curve jumped ahead in the sixth on a sac fly by **Jacob Stallings**. **Jhondaniel Medina** got a 1-4-6-3 double play to end the game and record his second save of the year. The Curve notched 14 base hits, but 13 of them were singles and they hit just 3-for-12 with runners in scoring position.

CURVE/SEAWOLVES SERIES: The Curve and SeaWolves renew the season series this weekend in Erie with the Curve having dominated the club in the early going. Entering the series this weekend, the Curve are 7-0 versus Erie with three wins in Curve, Pa. and four in Erie. After this series the teams will meet for three more series and two of them will be in Curve, Pa.

FOR ALTOONA: Starter **Zack Dodson** makes his tenth start of the year and his first against Erie. In his last start, the Texas native did not earn a decision after allowing two runs in 6.2 innings against Binghamton at PNG Field. The lefty ranks sixth in the Eastern League with a 2.54 ERA. He opened the year without giving up a run in his first four appearances, three of them starts. Dodson was drafted by the Pirates in the fourth round in 2009. *For more on Dodson, see page two.*

FOR ERIE: RHP Chad Green will face the Curve for the second time this season. On April 24 at Jerry Uht Park, Green received his second loss of the year after allowing four earned runs in 4.2 innings as the Curve knocked eight base hits against him. In his last outing, Green allowed three runs in 5.1 innings against Trenton and picked up his sixth loss of the year. Green pitched better in May, going 2-3 but posting a 2.48 ERA in five starts.

FREE WILLY: Outfielder **Willy Garcia** is heating up once again as the calendar turns to June. Garcia has clubbed all three of his home runs in the last week (all off of Bryan Evans of New Britain in two different starts) and has his batting average at .313 entering play tonight. He's also riding a season-best, ten-game hitting streak into tonight's game, hitting .425 (17-for-40) with three home runs, nine RBI, six runs scored and two walks in that span.

PUT YOUR STUNNA SHADES ON: The Curve now have the best record in the 12-team Eastern League at 32-20, just slightly ahead of New Britain's 31-22 mark. The 31 wins are still the third-most among Pirates' minor league affiliates with West Virginia leading the pack with 33. Triple-A Indianapolis, who is also in first-place, has 33 wins.

HATS FOR BATS, KEEP BATS WARM: With 14 more hits in last night's game, the Curve are leading the 12-team Eastern League in batting average with a .275 clip entering play tonight. After batting .248 in April, the Curve have batted .290 as a team since May 1. The Curve have seven active players hitting better than .300, including Jose Osuna (.478 in six games), Josh Bell (.332), Adam Frazier (.323), Jacob Stallings (.313), Willy Garcia (.313), Max Moroff (.309) and Dan Gamache (.307). However, of those batters, only Bell, Garcia and Moroff have enough at-bats to qualify for the league leaderboard. Keon Broxton is still listed in the league leaders with his .302 average but has been promoted to Triple-A Indianapolis.

THE ROAD: The Curve are in the final stretch of games where they play 20 of 29 games on the road and just finished a 5-1 homestand. Altoona was 4-6 during its 10-game, 11-day road trip from May 18-28 and will play the second of a seven-game road swing tonight in Erie.

JUST JOSHIN' YA: First baseman **Josh Bell** enters today's game with Erie owning a .332 average that is fourth-best in the Eastern League. The former second-round pick also ranks among the league leaders in hits (63, 2nd), RBI (34, T-3rd), on-base percentage (.403, T-2nd) and triples (5, T-1st). Bell has 19 multi-hit games for the Curve with five of them being three-hit days and two of them being four-hit games.

KUHL WHIP: RHP **Chad Kuhl** turned in another terrific performance on Tuesday night as he beat the Rock Cats for a second-straight start. In his last two outings versus the 'Cats, Kuhl has allowed one run in 12.1 innings while striking out 12 batters and walking three. Even better, he's lasted at least five innings in all of his starts and gone at least six innings in eight-straight starts dating back to April 24.

HIP HIP JOSE! With Keon Broxton's promotion to Triple-A, the Curve have added first baseman/outfielder **Jose Osuna** from A-Adv. Bradenton. Osuna, 22, played in 44 games this year for Bradenton and hit .282 with 12 doubles, one triple, four homers and 29 RBI in his third season at Bradenton. Last year, Osuna batted .296 in 97 games while hitting 10 home runs and driving in 57 runs. Through his first six games in Double-A, Osuna is 11-for-23 with three doubles and three RBI. He has a hit in each of his first six career Double-A games.

ON THE ROAD TRIP

Games	1
Record	1-0
Average	.400 (14/35)
Runs/Runs Per Game	4/4.00
Home Runs	0
RISP	.250 (3/12)
Errors	1
ERA	3.00
Starter W-L	1-0
Starter ERA	2.70 (2 ER/6.2IP)
Reliever W-L	0-0
Reliever ERA	3.86(1 ER/2.1 IP)
Saves/Opps	1/1

#OMGAMACHE: IF **Dan Gamache** had quite a month of May for the Curve as he hit to the tune of a .382 average in 22 games last month. After hitting .077 (2-for-26) in 11 games during April, Gamache collected five doubles, three homers, 12 RBI and 13 runs scored in 68 at bats during May. In that span he also had a 12-game hitting streak (a team-best this year) and he also tied a franchise record with a five-hit day (5-for-5) on May 25 at New Hampshire.

2015 E.L. WESTERN STANDINGS

Team	W-L	PCT	GB	Today
Altoona	32-20	.615	--	@ ERI
Bowie	29-25	.537	4.0	@ POR
Richmond	26-26	.500	6.0	@ NHM
Akron	26-27	.491	6.5	@ NBR
Harrisburg	22-31	.415	10.5	@ TRE
Erie	18-33	.353	13.5	v. ALT

2015 E.L. EASTERN STANDINGS

Team	W-L	PCT	GB	Today
New Britain	31-22	.585	--	v. AKR
Trenton	31-24	.564	1.0	v. HAR
Reading	29-25	.537	2.5	@ BIN
Binghamton	27-27	.500	4.5	v. REA
New Hamp.	26-28	.481	5.5	v. RIC
Portland	23-32	.418	9.0	v. BOW

2015 CURVE AT A GLANCE

Overall Record	32-20
Home	17-9
Road	15-11

Place (E.L. Western) 1st
 Games Ahead/Behind +4.0

Streak	Won 4
Last 5	4-1
Last 10	7-3
2015 vs. Erie	7-0
at Altoona	3-0
at Erie	4-0
All-time vs. Erie	165-165
at Altoona	76-82
at Erie	90-83

'15 Home Attendance	98,825
Home Openings	26
Average Attendance	3,801

BROADCAST INFORMATION




Mike Passanisi and Trey Wilson will call all the action of the 2015 season on the flagship of the Curve, ESPN Radio 1430, WVAM-AM in Altoona. Pregame coverage begins 15 min. before all games. The Curve can also be heard on the following affiliate stations for selected games:
 - WTRN-AM/FM 1340/100.7 in Tyrone
 - Online streaming at AltoonaCurve.com provided by TuneIn Radio
 - Via the TuneIn Radio App and the MiLB First Pitch App

THIS DATE IN CURVE HISTORY

The Curve bested Trenton, 11-2, on this date a year ago in 2014, hitting seven doubles in the game. Keon Broxton had two two-baggers. Gift Ngoepe went 4-for-4 with two doubles, two RBI, a walk and two runs scored.



TODAY'S STARTING PITCHER



LHP ZACK DODSON

#18

HEIGHT: 6-1 WEIGHT: 187 B/T: L/L EXP: 6 YR

**BORN: JULY 23, 1990 (24) IN LACOSTE, TEXAS
RESIDES: NATALIA, TEXAS
ACQUIRED: 4TH ROUND - 2009 (MEDINA VALLEY HS)**

2015 HIGHS

IP: 7.0, 2x, last - 5/15 v. AKR
K's: 8, 5/15 v. AKR
BB's: 2, 4x, last - 5/31 v. BIN
Hits: 10, 5/21 @ POR
Runs: 4, 3x, last - 5/21 @ POR

CAREER HIGHS

IP: 7.0, 7x, last - 5/15 v. AKR
K: 9, 8/17/14 @ ERI
BB: 7, 7/21/14 @ NBR
Hits: 10, 2x, last - 5/21/15 @ POR
Runs: 8, 2x, last - 7/8/14 v. ERI

GAME-BY-GAME

DATE	OPP	DEC	IP	H	R	ER	BB	SO	LEFT GM	RESULT
4/9	at Harrisburg	--	1.0	1	0	0	0	0	--	W, 1-0
4/13	at Richmond	--	5.0	3	0	0	1	1	After 5th, Tied 0-0	L, 10-3
4/19	Akron	W	6.0	4	0	0	0	0	After 6th, Leading 3-0	W, 7-0
4/28	at Akron	--	6.0	3	0	0	2	1	After 6th, Leading 1-0	L, 5-4 (14)
5/4	Richmond	L	7.0	5	4	3	0	4	After 7th, Trailing 4-1	L, 5-1
5/10	at Harrisburg	--	4.0	7	4	4	2	2	After 4th, Tied 4-4	W, 7-4
5/15	Akron	W	7.0	4	0	0	0	8	After 7th, Leading 4-0	W, 4-2
5/21	at Portland	L	6.0	10	4	4	0	1	After 6th, Trailing 4-1	L, 4-1
5/26	at New Hampshire	--	6.0	8	3	3	2	2	After 6th, Trailing 3-1	L, 6-4
5/31	Binghamton	--	6.2	6	2	2	2	5	In 7th, Leading 3-2	L, 5-3
6/6	at Erie									

Bold - Career High
Italics - Relief outing

RUNS ALLOWED BY INNING

1	2	3	4	5	6	7	8	9	10
3	1	1	2	3	3	4	-	-	--

DODSON CAREER NOTES

Is now in his seventh professional season...Taken in the 4th round of the 2009 draft out of Medina Valley HS...Went 10-0 with two saves and a 1.20 ERA in 16 games as a senior...Hit .465 with 11 home runs his senior season...Was committed to Baylor before signing with the Pirates...Was named the Pitcher of the Week in the Florida State League on 8/12/13... Earned award after seven no-hit innings on 8/11...Outing on 8/11 came directly following spot start with Double-A Altoona in Binghamton.

vs. ERIE

Date	H/R	Dec	IP	H	R/ER	K/BB
6/5	R					

ERIE VS. DODSON

Batter	AVG	HR	RBI	BB	K
--	--	--	--	--	--

DODSON CAREER STATISTICS

YR	CLUB	W-L	ERA	G/GS	CG	SHO	SV	IP	H	R	ER	HR	BB	SO
09	GCL Pirates (R)	0-0	0.00	1/0	0	0	0	1.0	0	0	0	0	0	1
10	State College (A-)	2-6	4.84	15/13	0	0	0	57.2	57	34	31	2	27	41
11	GCL Pirates (R)	0-1	4.15	3/3	0	0	0	8.2	8	5	4	1	3	7
	State College (A-)	0-1	4.58	4/4	0	0	0	17.2	22	12	9	2	4	13
	West Virginia (A)	6-4	2.57	13/13	0	0	0	66.2	61	27	19	3	15	46
12	West Virginia (A)	6-6	4.86	21/21	1	0	0	100.0	111	66	54	12	40	67
13	Altoona (AA)	0-1	13.50	1/1	0	0	0	4.0	8	6	6	0	4	2
	Bradenton (A+)	6-8	4.40	21/20	0	0	0	110.1	111	64	54	11	37	53
14	Altoona (AA)	4-8	4.62	24/23	0	0	0	122.2	139	75	63	11	46	76
15	Altoona (AA)	2-2	2.63	10/9	0	0	0	54.2	51	17	16	4	9	24
MLB Totals (7 seasons)		26-37	4.24	113/107	1	0	0	543.1	568	306	256	46	185	330

2015 NOTES

Opened the season with 23.1 consecutive scoreless innings...Finished streak one out short of the team's single-season record for consecutive scoreless innings...Made a relief appearance with a scoreless inning on Opening Night in Harrisburg on 4/9...Spun five scoreless innings in first start of 2015 on 4/13 @ RIC (3 H, 1 K)...Induced 12 groundball outs in six scoreless innings on 4/19 v. AKR to pick up first win of the season...Was once again brilliant on 4/28 @ AKR with six shutout innings (3 H, 1 K, 2 BB)...Left with a lead before team lost in 14 innings...Suffered first loss by a Curve starting pitcher while allowing his first runs of the season on 5/4 v. RIC (4 R, 3 ER, 7.0 IP)... Only lasted four innings on 5/10 @ HAR (4 R, 7 H)...Best start to date came on 5/16 with seven scoreless innings (8 K, 0 BB) on 78 pitches...Matched a career-high with 10 hits allowed in a, 4-1, loss to Portland on 5/21 (6.0 IP, 4 R, 1 K)...Turned in fifth quality start of the season on 5/27 @ NBR in a no decision (6.0 IP, 8 H, 3 R, 1 HR)...Went 6.2 innings and gave up two solo homers to Aderlin Rodriguez for only two runs allowed on 5/31 v. BIN

SEASON SPLITS/MISC. STATS

	W-L	ERA	G/GS	IP	R/ER	K/BB
Home	2-1	1.69	4/4	26.2	6/5	17/2
Road	0-1	3.54	6/5	28.0	11/11	7/7
Day	1-0	3.60	2/2	10.0	4/4	2/2
Night	1-2	2.42	8/7	44.2	13/12	22/7
April	1-0	0.00	4/3	18.0	0/0	2/3
May	1-2	3.93	6/6	36.2	17/16	22/6
Pre-ASG	2-2	2.63	10/9	54.2	17/16	24/9

TOMORROW'S STARTING PITCHER - RHP CHAD KUHL

Breakdown	W-L	ERA	G/GS	IP	H	R	ER	HR	BB	K
2015 Altoona	4-1	2.75	10/10	59.0	54	22	18	1	22	39
2015 Road	3-1	2.73	5/5	29.2	25	10	9	9	8	20
2015 vs. Erie	1-0	1.50	1/1	6.0	5	1	1	0	1	2

Chad Kuhl will make his second start against Erie this season. On April 24 at Jerry Uht Park, Kuhl allowed one run over six innings to earn his second win of the year in his third-overall start. Last time out, Kuhl improved to 4-1 with a win over New Britain, allowing two runs in 6.1 innings.

STARTING PITCHER RUN SUPPORT

Pitcher	GS	Team Runs	R/Start	Quality Starts
Benedict	3	12	4.00	1
Creasy	11	59	5.36	7
Dodson	9	34	3.78	6
Glasnow	6	11	1.83	2
Harlan	1	5	5.00	1
Kuhl	10	51	5.10	6
Morton	1	10	10.00	1
Sanchez	11	50	4.54	6

ALTOONA CURVE STARTER BREAKDOWN

PLAYER	LAST START	DEC	IP	H	R	ER	HR	BB	SO	RESULT	STARTS	TEAM RECORD
Matt Benedict (R)	6/3 v. NBR	W (1)	6.0	5	1	1	0	1	3	W, 6-1	3	1-2
Jason Creasy (R)	5/30 v. BIN	W (7)	6.2	4	2	2	0	2	1	W, 4-3	11	9-2
Zack Dodson (L)	5/31 v. BIN	--	6.2	6	2	2	2	2	5	L, 5-3	9	3-6
Tyler Glasnow (R)	5/17 v. AKR	L (2)	3.2	5	6	5	1	4	1	L, 11-1	6	3-3
Tom Harlan (L)	5/13 v. BOW	W (4)	6.0	5	2	2	0	2	1	W, 5-2	1	1-0
Chad Kuhl (R)	6/2 v. NBR	W (4)	6.1	5	2	2	0	2	5	W, 8-2	10	6-4
Charlie Morton (R)	5/8 @ HAR	W (1)	7.0	2	0	0	0	2	5	W, 10-4	1	1-0
Angel Sanchez (R)	6/4 v. NBR	W (6)	6.0	4	1	0	0	3	3	W, 3-1	11	8-3

SEASON TOTALS	W	L	G	CG	IP	H	R	ER	HR	BB	SO	ERA
	24	8	52	0	296.0	270	104	92	13	88	177	2.80

PITCHER NOTES

ALTOONA CURVE BULLPEN BREAKDOWN

PLAYER	LAST OUTING	DEC	IP	H	R	ER	HR	BB	SO	GMS	SV/SVO	INH/STR.	1ST BATTER RET.
C. Balester (R)	5/21 @ POR	--	1.0	0	0	0	0	0	0	13	4/7	5/4	10/13 (76.9%)
Y. Barrios (R)	6/4 v. NBR	S (10)	1.0	1	0	0	0	0	0	18	10/11	2/0	13/18 (72.2%)
J. Bleich	6/5 @ ERI	H (4)	2.1	2	1	1	1	0	2	11	0/1	7/5	6/11 (54.5%)
M. Benedict (R)	4/10 @ HAR	--	2.0	1	0	0	0	0	0	1	--	--	1/1 (100%)
Z. Dodson (R)	4/9 @ HAR	--	1.0	1	0	0	0	0	0	1	--	--	0/1 (0%)
T. Harlan (L)	6/3 v. NBR	H (6)	2.0	2	0	0	0	0	4	13	--	1/0	9/13 (69.2%)
J. Inman (R)	6/4 v. NBR	H (4)	2.0	3	0	0	0	1	3	9	1/1	4/2	8/9 (88.9%)
J. Kuchno (R)	6/2 v. NBR	--	2.0	0	0	0	0	0	1	14	0/3	--	8/14 (57.1%)
J. Medina (R)	6/5 @ ERI	S (2)	1.0	1	0	0	0	1	0	16	2/3	3/3	9/16 (56.3%)
T. Sample (R)	5/4 v. RIC	--	1.0	0	1	1	0	2	0	6	0/1	5/3	3/6 (50%)
J. Smith (L)	6/2 v. NBR	--	0.2	0	0	0	0	0	0	13	--	9/5	6/13 (46.1%)

SEASON TOTALS	W	L	G	SV/SO	IP	H	R	ER	HR	BB	SO	ERA
	8	12	52	17/27	172.1	158	91	71	10	86	103	3.71

#38 Yhonathan Barrios

Bats: Right Throws: Right

Ht/Wt: 5-10/200

LAST OUTING:	6/4 v. NBR	VS. LH:	.226 (7/31)	SAVE OPPS:	10/11 (90.9%)
LONG OUTING (PEN):	2.0 IP, 3x, last - 5/31 v. BIN	VS. RH:	.170 (8/47)	INHERITED/STRANDED:	2/2 (100%)
LAST WIN:	-	MOST K:	3, 5/31 v. BIN	FIRST BATTER RETIRED %:	13/18 (72.2%)
LAST SAVE:	6/4 v. NBR	MOST BB:	2, 5/15 v. AKR	CURVE RECORD WHEN PITCHING:	14-4
LAST HR ALLOWED:	--			ACQ: NDFA - 7/5/08	

- **CURRENT NOTES:** Grabbed the save on Opening Night with a scoreless ninth (1 BB)...Picked up second save of the season on 4/12 @ HAR with 1.2 IP...Earned third save on 4/15 with a perfect ninth inning @ RIC to preserve shutout...Pitched again 10 days later on 4/25 @ ERI as the setup man in the eighth...Picked up first hold with a scoreless inning on 4/28 @ AKR...Did not allow a run in first 11 appearances (13.0 IP)...Could not convert on first save opportunity on 5/31 v. BIN (2.0 IP, 3 R, 0 ER)

- **2014 NOTES:** Began the season with Low-A West Virginia...Got off to a dynamite start to the season (0 R allowed in first six appearances)...Had a 0.96 ERA in eight games during April...Scuffled in May and gave up 14 runs (13 earned) on 16 hits in 11.2 IP...Turned things around in June with a 2.40 ERA in nine appearances but still permitted 21 hits in 15 innings...Also struck out a batter an inning in June (15 K in 15 IP)...Made just two appearances with the Power in July before being promoted to Advanced-A...Averaged a strikeout per inning in WVA (38 K in 38.1 IP)...Became Bradenton's primary closer and converted 11-of-12 save opportunities for the Marauders...Allowed runs in just two of his 15 games w/Bradenton...Seven of his 15 appearances were hitless outings...Led all Pirates farmhands in total saves with 15 and finished fifth in appearances with 41...**For More on Barrios, see Page 18 of the Curve Media Guide**

LAST THREE APP.

DATE	W/L	IP	H	R/ER	K/BB
6/4 v. NBR	S	1.0	1	0/0	0/0
6/3 v. NBR	--	1.0	1	0/0	0/0
5/31 v. BIN	L	2.0	1	3/0	3/1

#53 Jeremy Bleich (@j_bleich)

Bats: Left Throws: Left

Ht/Wt: 6-2/185

LAST OUTING:	6/5 @ ERI	VS. LH:	.263 (5/19)	SAVE OPPS:	0/1 (0%)
LONG OUTING (PEN):	2.1, 5/17 v. AKR	VS. RH:	.297 (11/37)	INHERITED/STRANDED:	7/5 (71.4%)
LAST WIN:	--	MOST K:	2, 4x, last - 6/5 @ ERI	FIRST BATTER RETIRED %:	6/11 (54.5%)
LAST SAVE:	--	MOST BB:	2, 5/5 v. RIC	CURVE RECORD WHEN PITCHING:	5-6
LAST HR ALLOWED:	6/5 @ ERI (J. Krizan)			ACQ: MiFA - 11/17/14	

- **CURRENT NOTES:** Assigned to Bradenton and made one appearance on 4/25 @ JUP (3.0 IP, 1 H, 3 K)...Assigned to Double-A Altoona on 4/27...Made first appearance with Curve on 4/28 @ AKR (H, 1.0 IP, 2 K, 1 H, 0 R)

- **2014 NOTES:** Began the year in Trenton as a starter for the Thunder and made 12 starts before receiving his first promotion to Triple-A...Was 4-5 with a 3.51 ERA in the 12 starts before the promotion...Five of the 12 starts were quality starts...Blanked Richmond on 5/23 over seven innings (4 H, 0 R, 10 K)...Was 2-2 with a 2.39 ERA in six starts during May...Was the E.L. Pitcher of the Week for the Week of May 19-25...First five appearances in Triple-A came as a starter...Allowed at least three runs in each of his first four starts...Moved to bullpen in mid July for the remainder of time with RailRiders...Did not permit a run in three of his final four appearances in Triple-A...Assigned back to Trenton to start and made final three appearances as a starter...Went 1-1 over the three outings (4 ER, 13.0 IP)...**For More on Bleich, see Page 21 of the Curve Media Guide**

LAST THREE APP.

DATE	W/L	IP	H	R/ER	K/BB
6/5 @ ERI	H	1.1	2	1/1	2/0
5/30 v. BIN	--	1.1	1	1/1	2/1
5/25 @ NH	--	2.0	3	1/1	1/1

#29 Tom Harlan

Bats: Left Throws: Left

Ht/Wt: 6-4/211

LAST OUTING:	6/3 v. NBR	VS. LH:	.273 (9/33)	SAVE OPPS:	-
LONG OUTING (PEN):	3.2 IP, 4/28 @ AKR	VS. RH:	.298 (28/94), 1 HR	INHERITED/STRANDED:	1/0 (0%)
LAST WIN:	5/13 v. BOW (GS)	MOST K:	4, 6/3 v. NBR	FIRST BATTER RETIRED %:	9/13 (69.2%)
LAST SAVE:	-	MOST BB:	2, 5/19 @ POR	CURVE RECORD WHEN PITCHING:	10-4
LAST HR ALLOWED:	5/19 @ POR (O. Tejeda)			ACQ: 13th R - 2012 (Fresno State)	

- **CURRENT NOTES:** Suffered the loss on 4/28 @ AKR after 3.2 innings of relief in extra innings...Made a spot start on 5/13 against Bowie, allowing two runs over six innings while earning a win...Allowed five runs on five hits in two innings on 5/19 @ POR (L)

- **2014 NOTES:** Began season with Advanced-A Bradenton...Picked up a save in first May appearance (3.1 IP, 3 H, 2 R)...Picked up win on 5/8 @ CHA (2.2 IP, 2 H, 0 R)...Allowed six earned runs in first two months of the season (1.72 ERA)...Last appeared with Marauders on 7/5...Promoted to Curve on 7/8...Made second career start in nightcap of doubleheader and pitched effectively but received no decision (5.0 IP, 7 H, 2 R, 1 ER, BB, K) after Curve lost 11-5...Pitched into the sixth for the first time in his career but took the loss on 7/20 vs. BOW (5+, 8 H, 3 R, 3 ER, 2 BB, 3 K)...Earned first career win in Double-A on 7/25 @ BOW after throwing a career-best 6.1 innings and allowing only one unearned run...Went 6.1 innings again on 7/30 vs. ERI and earned second win...Was 2-1 with a 2.60 ERA in five starts during July...Spun seven shutout innings (two hits) on 8/15 at Erie and left with a 2-0 lead...Team lost game in 10 innings, 3-2...Selected to participate in Arizona Fall League as member of the Scottsdale Scorpions...Set a career-high for innings pitched during the regular season with 111.1 (previous career-high was 77.1)...Was 0-4 with a 9.64 ERA in six starts in the AFL...**For More on Harlan, see Page 33 of the Curve Media Guide**

LAST THREE APP.

DATE	W/L	IP	H	R/ER	K/BB
6/3	H	2.0	0	0/0	4/0
5/29	H	1.0	0	0/0	0/0
5/23	-	4.0	3	1/1	3/0

PITCHER NOTES

#43 Jeff Inman

Bats: Right Throws: Right

Ht/Wt: 6-2/206

LAST OUTING: 6/4 v. NBR
 LONG OUTING (PEN): 1.1 IP, 5/12 v. BOW
 LAST WIN: --
 LAST SAVE: 5/29 v. BIN
 LAST HR ALLOWED: --

VS. LH: .000 (0/9)
 VS. RH: .292 (7/24)
 MOST K: 3, 6/4 v. NBR
 MOST BB: 1, 3x, last - 6/4 v. NBR

SAVE OPPS: --
 INHERITED/STRANDED: 4/2 (50%)
 FIRST BATTER RETIRED %: 8/9 (88.9%)
 CURVE RECORD WHEN PITCHING: 6-3
 ACQ: 12th Round - 2009 (Stanford)

- **CURRENT NOTES:** Activated with Double-A Altoona on 5/7...**Has not allowed a run in first nine appearances (9.1 IP)**
 - **2014 NOTES:** Began year with the Bradenton Marauders after recovering from Tommy John Surgery...Went 2-0 with a 4.15 ERA in eight games during time with Marauders...Made 2014 debut on 6/5 @ BRV...Promoted to Curve on 7/4...Picked up first win on 7/7 vs. ERI after working a perfect tenth...Allowed only three earned runs over 24.2 IP (1.09 ERA)...Was 4-0 in 13 games post All-Star break (0.92 ERA)...Allowed runs in just three of his 18 games in Double-A in 2014...**For More on Inman, see Page 36 of the Curve Media Guide**

LAST THREE APP.					
DATE	W/L	IP	H	R/ER	K/BB
6/4 v. NBR	H	2.0	3	0/0	3/1
5/31 v. BIN	H	0.1	0	0/0	1/0
5/29 v. BIN	S	1.0	0	0/0	0/0

#35 John Kuchno

Bats: Right Throws: Right

Ht/Wt: 6-4/233

LAST OUTING: 6/2 v. NBR
 LONG OUTING (PEN): 4.0 IP, 4/29 @ AKR
 LAST WIN: 5/14 v. AKR
 LAST SAVE: --
 LAST HR ALLOWED: 5/28 @ NBR (D. Espy)

VS. LH: .256 (11/43)
 VS. RH: .237 (14/59), 2 HR
 MOST K: 2, 4/26 @ ERI
 MOST BB: 3, 5/14 v. AKR

SAVE OPPS: 0/3 (0%)
 INHERITED/STRANDED: --
 FIRST BATTER RETIRED %: 8/14 (57.1%)
 CURVE RECORD WHEN PITCHING: 8-6
 ACQ: 13th R - 2012 (Fresno State)

- **CURRENT NOTES:** **In his 27.1 innings on the mound, the Curve defense has made nine errors leading to 11 unearned runs...**
 Fanned two in a perfect ninth on 4/26 @ ERI...Picked up third win on 5/14 v. AKR (3.0 IP, 1 R).
 - **2014 NOTES:** Spent season with A-Adv. Bradenton...Went 3-6 with a 3.82 ERA in 14 games during the first half...Lost six consecutive decisions from 5/13-7/3...Pitched a career-high 8.0 innings on 7/14...Surrendered eight walks on 7/31 but still managed to work 5.1 scoreless innings...Went 4-1 with a 2.33 ERA in six starts in July...Won five straight decisions from 7/9-8/6...Won four consecutive starts from 7/20-8/6...Lasted at least six innings in half (13) of his 26 starts...Ended the year with a 2.54 ground out/air out ratio...Induced 31 GIDPs, topped by only one other pitcher in the minors or majors...**For More on Kuchno, see Page 37 of the Curve Media Guide**

LAST THREE APP.					
DATE	W/L	IP	H	R/ER	K/BB
6/2 v. NBR	--	2.0	0	0/0	1/0
5/28 @ NBR	--	2.2	4	3/1	1/2
5/25 @ NHM	--	1.0	1	0/0	0/0

#30 Jhondaniel Medina (@JhondanielitO)

Bats: Right Throws: Right

Ht/Wt: 5-9/205

LAST OUTING: 6/5 @ ERI
 LONG OUTING (PEN): 2.0 IP, 6x, last - 5/26 @ NBR
 LAST WIN: 4/16 v. AKR
 LAST SAVE: 6/5 @ ERI
 LAST HR ALLOWED: --

VS. LH: .133 (4/30)
 VS. RH: .182 (8/44)
 MOST K: 3, 5/19 @ POR
 MOST BB: 5, 5/16 v. AKR

SAVE OPPS: 2/3 (66.7%)
 INHERITED/STRANDED: 4/4 (100%)
 FIRST BATTER RETIRED %: 9/16 (56.3%)
 CURVE RECORD WHEN PITCHING: 9-6
 ACQ: Trade - Baltimore (2012)

- **CURRENT NOTES:** Tossed two scoreless innings in debut on 4/11 @ HAR...Allowed first earned run since April 30, 2014 (43.0 IP) on 4/13 at RIC...Was hit with the blown save and loss on 5/26 @ NBR (2.0 IP, 2 H, 3 R, 1 ER) as two errors were made to aid the loss.
 - **2014 NOTES:** Spent entire season with A-Adv. Bradenton...Did not allow a run in six appearances in April across 15.0 innings...Converted first eight save opportunities...Was a FSL mid-season All-Star...Back-to-back four-strikeout outings on 7/1 and 7/4 (4.0 IP)...Went 2-0 with a save and an 0.79 ERA in eight appearances in July...Only blown save came in final closing chance on 8/24 at Palm Beach...Had a 1.78 ERA in the second half...Opponents hit .191 off him for the year...The .191 batting average against was the lowest for any reliever in the FSL...Had the fifth-most saves among Pirates farmhands in '15...Never allowed more than two runs in any outing all season...Made one appearance in the playoffs for Bradenton (1.0 IP, 1 BB, 1 K)...**For More on Medina, see Page 40 of the Curve Media Guide**

LAST THREE APP.					
DATE	W/L	IP	H	R/ER	K/BB
6/5 @ ERI	S	1.0	1	0/0	0/1
5/30 v. BIN	--	1.2	2	2/1	0/3
5/27 @ NBR	L	2.0	2	3/1	1/1

#26 Josh Smith

Bats: Left Throws: Left

Ht/Wt: 6-3/206

LAST OUTING: 6/2 v. NBR
 LONG OUTING (PEN): 3.1 IP, 5/2 v. ERI
 LAST WIN: --
 LAST SAVE: --
 LAST HR ALLOWED: 5/15 v. AKR (A. Gallas)

VS. LH: .261 (6/23), 2 HR
 VS. RH: .386 (17/44), 1 HR
 MOST K: 3, 5/16 v. AKR
 MOST BB: 4, 4/18 v. AKR

SAVE OPPS: --
 INHERITED/STRANDED: 9/5 (55.5%)
 FIRST BATTER RETIRED %: 6/13 (46.1%)
 CURVE RECORD WHEN PITCHING: 6-7
 ACQ: 25th R - 2012 (Wichita State)

- **CURRENT NOTES:** Recorded first scoreless appearance of 2015 on 4/28 @ AKR...Followed it up with 3.1 scoreless innings on 5/2 v. AKR...Came in with the bases loaded in the game on 5/2 and induced an inning-ending double play
 - **2014 NOTES:** Made first appearance with Altoona on 4/8 vs. AKR and allowed one unearned run over three innings and earned the win...Matched a career-high with six walks on 4/12 @ RIC...Tossed five shutout innings on 4/18 vs. RIC but received a no-decision...Struck out a season-best eight over six shutout innings on 4/24 vs. HAR...Placed on Altoona DL on June 5 with a left ankle sprain...Activated off Altoona DL on July 21 and assigned to Advanced-A Bradenton...Made 10 appearances in relief for the Marauders...Fanned a career-high tying nine batters on 8/27 vs. FTM...More impressive, he struck out nine in four innings (12 BF)...Also did not allow a hit in those four innings...**For More on Smith, see Page 49 of the Curve Media Guide**

LAST THREE APP.					
DATE	W/L	IP	H	R/ER	K/BB
6/2 v. NBR	--	0.2	0	0/0	0/0
5/28 @ NBR	--	0.1	0	0/0	0/0
5/21 @ POR	--	1.0	0	0/0	0/1

SHUTOUTS BY CURVE

5

Date	Score	Hits	Pitcher(s)
4/9 at Harrisburg	1-0	5	Sanchez, Dodson, Harlan, Barrios
4/15 at Richmond	3-0	6	Sanchez, Kuchno, Barrios
4/19 v. Akron	7-0	7	Dodson, Harlan, Balester
5/1 v. Erie	2-0	1	Glasnow, Bleich, Medina, Barrios
5/27 at New Britain	4-0	5	Kuhl, Barrios, Inman

SHUTOUTS BY OPPONENTS

--

Date	Score	Hits	Pitcher(s)
------	-------	------	------------

CATCHER'S BOX

31/83 (37.3%)

Player	Caught	Attempts	Percent	Last Caught Stealing
Jacob Stallings	14	35	40%	6/3 v. NBR (T. Story)
Chris Stewart	--	--	--	--
Sebastian Valle	17	47	38.3%	6/4 v. NBR (N. Cuevas)

ERRORS BY POSITION (OUTFIELD ASSISTS)

61 E (.971/T-8TH)

Left Field		Center Field		Right Field	
Player	E (A)	Player	E (A)	Player	E (A)
A. Frazier	0 (0)	A. Frazier	1 (0)	S. Allie	5 (5)
W. Garcia	3 (8)	W. Garcia	0 (0)	W. Garcia	0 (0)
J. Osuna	1 (0)	A. Vasquez	0 (0)	E. Salcedo	0 (0)
E. Salcedo	0 (0)	Catcher		J. Schwind	0 (0)
		Player	E	A. Vasquez	0 (0)
		J. Stallings	3	First Base	
		S. Valle	1	Player	E
Third Base				J. Bell	7
Player	E			D. Gamache	2
A. Frazier	0			E. Salcedo	0
D. Gamache	2				
E. Salcedo	2				
E. Wood	8				

POSITION PLAYER NOTES

#28 Stetson Allie

Bats: Right Throws: Right

Ht/Wt: 6-3/235

CURRENT HIT STREAK: --
LONGEST HIT STREAK: 8 games, 4/17-4/27
STARTS (POSITION): RF (39), DH (4)
STARTS (ORDER): 3rd (2), 4th (3), 5th (30), 6th (7), 7th (1)

VS. LHP: .220 (9/41), 1 HR
VS. RHP: .197 (25/127), 6 HR
THIS SERIES:

LAST HR: 5/25 @ NHM (T. Cole)
PINCH-HITTING: 0/1
MULTI-HIT GAMES: 8
ACQ: 2nd R - 2010 (St. Edward (Ohio) HS)

- **CURRENT NOTES:** Belted first home run of the season on 4/11 @ HAR...Gave the Curve the lead at the time...Notched three hits + three RBI on 4/24 @ ERI...Hit go-ahead home run on 4/25 @ ERI...Batted .375 (12-for-32) during eight-game hit streak from 4/17-27...Drove in a run in five straight games from 4/19-26 (9 RBI)...Hit seventh home run of the season on 5/25 @ NHM off Hilton Garden Inn hotel in left-center
- **2014 NOTES:** Was the Opening Day first baseman on 4/5 vs. ERI (1)...Belted first Double-A home run to right-center on 4/8 vs. AKR...Went 3-for-3 with two home runs including a grand slam on 4/23 vs. HAR and tied career-high with five-RBI...Hit his fourth home run in three days on 4/24...Had a 13-game on-base streak from 4/10-4/25...Blasted two homers on 5/25 @ ERI (2x3, 2 HR, 3 RBI)...Exited game on 6/18 @ NH after benches cleared in 7th inning but was not ejected...Placed on the DL on 6/20 (retroactive to 6/19) with a concussion...Activated off DL on 6/28 and went 1-for-4 in first game back vs. BIN...Had season-high seven-game hit streak from 6/18-7/6 and hit .304 during streak...Played left field for first time in career on 7/13 @ HAR...Finished July with a .272 batting average with three home runs and 18 RBI...Reached base safely in 23 straight games from 7/28 to 8/22...Hit 20th homer on 8/30 @ BOW and became first Curve player since 2005 to hit 20 home runs in a single season...Finished the season with 71 walks, tied for third most in the E...Was fourth in the league with a HR every 19.38 AB...Batted .266 in 143 AB following the All-Star break (.235 in 264 AB before it)...**For more on Allie, see Page 17 of 2015 Curve Media Guide**

#47 Josh Bell

Bats: Switch Throws: Right

Ht/Wt: 6-2/233

CURRENT HIT STREAK: 2 games, 6/4-pres.
LONGEST HIT STREAK: 8 games, 5/19-5/26
STARTS (POSITION): 1B (44), DH (4)
STARTS (ORDER): 3rd (48)

VS. LHP: .349 (15/43)
VS. RHP: .329 (47/143), 1 HR
THIS SERIES: 1/4, BB, K

LAST HR: 5/2 v. ERI (E. De La Rosa)
PINCH-HITTING: --
MULTI-HIT GAMES: 19
ACQ: 2nd R - 2011 (Dallas Jesuit (Tex.) Prep)

- **CURRENT NOTES:** Opening Night start at 1B...Had a five-game hitting streak, season-opening seven-game on-base streak end with an 0-4, 3 K night against Akron on 4/17...Grabbed first three-hit game of the season on 4/24 @ ERI (3R)...Had first four-hit game of the season on 4/27 @ AKR (4-for-5, 2 RBI, 2 R)Hit a three-run, two-out, walk-off home run on 5/2 to lift Curve to a 5-3 win over Erie...Named Eastern League Player of the Week on 5/4 after hitting .615 with a home run and three triples with 11 RBIs and five runs scored in six games...Worked a bases-loaded, walk-off walk in the bottom of the ninth on 5/14 to defeat Akron 5-4...Grabbed second four-hit day of the year on 5/24 @ NHM (4 RBI as well)...Drove in five runs in two games on 5/24-25 @ NHM...Had a season-best eight-game hit streak from 5/19-26
- **2014 NOTES:** Began season with Adv.-A Bradenton and hit .335 in 84 games with 9 home runs and 53 RBI...Led Florida State League in hitting for the season en route to the league's MVP Award, despite a mid-season promotion...Hit .383 in June with 5 HR and 19 RBI...Hit .342 when batting left-handed...Posted a .364 average with runners in scoring position...Promoted to Altoona on July 17 following an appearance in the SiriusXM Futures Game...Went 0-for-1 in Futures Game...Played 24 games for the Curve and hit .287 with 7 RBI...Did not hit a home run in his time in AA...Only two extra-base hits in 102 AA plate appearances...Went 0-for-2 with two walks in Curve debut...Knocked first career AA hit on 7/18 against Bowie...Hit .156 (5-for-32) over first nine Double-A games...Recovered to hit .354 (22-for-62) over his final 15 games...Tallied an eight-game hitting streak from 7/26-8/2...Season cut short after a knee contusion on August 12...Despite missing final month he was still named the Pirate's Minor League Player of the Year...Hit .214 in 23 games during the Arizona Fall League...Committed an error in four consecutive games 10/15-10/20 while converting to new first base position...**For more on Bell, see Page 19 of 2015 Curve Media Guide**

#6 Adam Frazier (@A_Fraz12)

Bats: Left Throws: Right

Ht/Wt: 5-10/173

CURRENT HIT STREAK: 1 game, 6/5 pres.
LONGEST HIT STREAK: 6 games, 5/6-5/13
STARTS (POSITION): SS (3), 3B (1), LF (2) CF (4), DH (5)
STARTS (ORDER): 1st (5), 5th (1), 6th (6), 7th (2), 8th (1)

VS. LHP: .176 (3/17)
VS. RHP: .341 (14/41)
THIS SERIES: 3/4, 2 R

LAST HR: --
PINCH-HITTING: 1.000 (4/4), 4 1B, RBI
MULTI-HIT GAMES: 4
ACQ: 6th R - 2013 (Mississippi State)

- **CURRENT NOTES:** Activated from the DL on 5/6...Recorded first Double-A hit with pinch-hit single on 5/6 v. RIC...Reached base in first seven Double-A games from 5/6-5/14...Had a Double-A best three hits on 5/25 @ NHM
- **2014 NOTES:** Spent entire season with Adv.-A Bradenton...Had a career-high in hits on 6/25 going 4-for-5 with two runs and two RBI...Hit a season-best .352 in June...Had a 13-game hitting streak from 6/11-6/30 (Hit .375)...First career four-RBI game on 7/4 at Palm Beach...After not hitting a home run in his entire collegiate career or his first professional season, hit a home run on 7/29 vs. DAY...Batted .261 in the second half of the season...Played 117 games at shortstop...Posted a .938 fielding percentage with 36 errors...**For more on Frazier, see Page 29 of 2015 Curve Media Guide**

#10 Dan Gamache (@GamacheDan)

Bats: Left Throws: Right

Ht/Wt: 5-11/196

CURRENT HIT STREAK: 3 games, 5/31-pres.
LONGEST HIT STREAK: 12 games, 5/7-5/25
STARTS (POSITION): 1B (7), 2B (3), 3B (8), DH (7)
STARTS (ORDER): 4th (3), 5th (6), 6th (11), 7th (3), 8th (2)

VS. LHP: .286 (6/21), 1 HR
VS. RHP: .316 (24/76), 2 HR
THIS SERIES: 1/4, R

LAST HR: 5/31 v. BIN (S. Lugo)
PINCH-HITTING: .500 (2/5), HR, 2 RBI, K
MULTI-HIT GAMES: 9
ACQ: 6th R - 2011 (Auburn)

- **CURRENT NOTES:** Worked three walks against Akron on 4/18...Hit a pinch-hit, two-run home run for his first long ball of the season on 5/8 @ HAR...Posted a team-best 12-game hitting streak from 5/7-5/25...Hit .512 (21-for-41) during the streak...Streak was also a career-best for Gamache...Hit .382 (26/68) in 20 games May with three home runs and 12 RBIs (.077 in 11 April games)...Was 5-for-5 on 5/25 @ NHM with a HR, 2 RBI and 3 R...First five-hit game for a Curve player since Melvin Dorta in 2008 which tied a franchise record...Became 12th player in franchise history to have five hits in a single game
- **2014 NOTES:** Began year recovering from broken right foot suffered during spring training on a foul ball...Returned back to playing with GCL club on 6/26 @ PHL...Picked up first hit of season on 6/27 vs. GCLAST (2-for-4)...Continued rehab with Jamestown Jammers on 6/29 and played in five games with Jammers (.235, 0 HR, 1 RBI)...Activated off Curve DL on 7/7 and was starting third baseman vs. ERI...Hit a double (first career Double-A hit) in the bottom of the ninth on 7/7 vs. ERI and scored the game-tying run...Blasted first home run of Double-A career on 7/13 @ HAR (J. Simmons)...Reached base safely in first seven games played...Blasted home runs in consecutive games on 7/21 & 7/22 @ NBR...Hit safely in seven straight games from 7/20-7/31 and batted .414 (12-for-29) during streak...Hit .324 in 18 games during July...Slowed in August to a .215 average in 20 games but finished strong with a seven-game hit streak to end the season (8/26-9/1)...Finished Double-A season with a career-high six home runs in just 39 games...Played in the Arizona Fall League following the season...Hit .186 in 17 games for the Scottsdale Scorpions...**For more on Garcia, see Page 30 of 2015 Curve Media Guide**

#24 Willy Garcia

Bats: Right Throws: Right

Ht/Wt: 6-4/223

CURRENT HIT STREAK: 10 games, 5/25-pres.
LONGEST HIT STREAK: 10 games, 5/25-pres.
STARTS (POSITION): LF (32), CF (5), RF (2), DH (2)
STARTS (ORDER): 3rd (2), 4th (39)

VS. LHP: .375 (15/40)
VS. RHP: .286 (34/119), 3 HR
THIS SERIES: 2/4, RBI

LAST HR: 6/3 v. NBR (B. Evans)
PINCH-HITTING: --
MULTI-HIT GAMES: 14
ACQ: NDFA - 4/26/10

- **CURRENT NOTES:** Drove in season's first run on 4/9 @ HAR...Turned out to be game-winning hit...Hit two home runs against New Britain on 6/3 both off Bryan Evans...All three of his first home runs came off Bryan Evans of New Britain
- **2014 NOTES:** Spent entire season with Double-A Altoona...Named to 2014 Eastern League All-Star Team (first All-Star nod in professional career)...Hit .271 and tied a career high with 18 home runs...Set franchise single-season strikeout record with 145...Broke franchise outfield assist record with 19 (Starling Marte, 18 (2011))...Named Curve's Iron Man Award winner...Opening Day right fielder on 4/5 vs. ERI...First hit was a walkoff home run on 4/8 vs. AKR that gave the Curve a 4-3 victory...Hit safely in seven consecutive games from 4/14-4/22 and batted .320 (8-for-25) during that span...Fell a home run shy of the cycle on 4/24 vs. HAR...Belted a pair of home runs on 5/22 vs. AKR and finished the day 3-for-4 with 4 RBI and a double...Tied career-high five RBI on 6/3 vs. BIN with two-run double and three-run home run...Participated in "Ghostman Games & Hitting Challenge" on 7/15 and gave the West Division victory after scoring 13 runs (22-21 West)...Was the starting left fielder in the Eastern League All-Star Game (1-for-2)...Tied a career-best with a 13-game hit streak from 7/21-8/2...Batted .314 after the All-Star Break...Rattled off an 11-game game hit streak from 8/14/8/26...Had 119 hits in 2014 (50 for XBH)...**For more on Garcia, see Page 31 of 2015 Curve Media Guide**

POSITION PLAYER NOTES

#5 Max Moroff (@Max_Moroff)

Bats: Switch Throws: Right

Ht/Wt: 5-10/182

CURRENT HIT STREAK: 1 game, 6/5-pres.
LONGEST HIT STREAK: 11 games, 5/1-5/11
STARTS (POSITION): 2B (49)
STARTS (ORDER): 2nd (47), 7th (2)

VS. LHP: .333 (17/51), 1 HR
VS. RHP: .300 (42/140), 1 HR
THIS SERIES: 1/3, R

LAST HR: 5/8 @ HAR (B. Rauh)
PINCH-HITTING: --
MULTI-HIT GAMES: 20
ACQ: 16th R - 2012 (Trinity Prep (Fla.))

- **CURRENT NOTES:** Grabbed first career Double-A hit on 4/10 @ HAR...Went 4-for-5 with an RBI on 4/18 v. Akron...Posted a career-best nine-game hitting streak from 4/19-4/28...Posted a 30-game on-base streak from 4/10-5/16, finishing three shy of a franchise record...Had hits in 11 straight games from 5/1-5/11 (career-high) and hit .426 (20-for-47) with a home run, two doubles, five RBIs and seven runs scored...Had multiple hits in six straight games from 5/5-5/10 (.520 avg.)...
- **2014 NOTES:** Jumped up to Advanced-A Bradenton for the first time in his pro career and spent the entire season there...Hit safely in seven-of-eight games from 4/23-30 to raise his average from .151 to .229...Grabbed four hits as part of a 4-for-5 day on 6/21 @ JUP...Enjoyed his best month of the season statistically in May (27 games, .276 AVG, 6 2B, 7 RBI)...Had nearly identical slash lines before and after the All-Star break...Led all Florida State League second basemen in fielding percentage (.980), games (123), total chances (647), putouts (239), assists (395) and double plays (88)...His 130 games played were tied for second among Pirates' farmhands...Went 1-for-7 in Bradenton's playoff run...**For more on Moroff, see Page 41 of 2015 Curve Media Guide**

#2 Gift Ngoepe

Bats: Right Throws: Right

Ht/Wt: 5-8/198

CURRENT HIT STREAK: 1 game, 6/5-pres.
LONGEST HIT STREAK: 4 games, 3x, last - 5/17-5/20
STARTS (POSITION): SS (49)
STARTS (ORDER): 1st (4), 2nd (1), 8th (16), 9th (28)

VS. LHP: .256 (10/39)
VS. RHP: .260 (33/127), 2 HR
THIS SERIES: 1/4, K

LAST HR: 5/19 @ POR (L. Diaz)
PINCH-HITTING: --
MULTI-HIT GAMES: 13
ACQ: NDFA - 9/29/08

- **CURRENT NOTES:** Only Curve player to start each of the first 24 games to open the season...Hit .322 (27/90) in May (24 G) after hitting .172 in 18 G in April
- **2014 NOTES:** Went 1-for-3 with a single in 2014 debut on 4/5 vs. ERI (1)...Tied a career-high with a seven game hitting streak from 4/8 to 4/14 and batted .391 (9-for-23) during the streak...Drove in game-winning run on 4/18 vs. RIC with suicide squeeze that scored Alen Hanson...Had a ten-game on base streak from 4/8-4/19...Hit first homer on 4/27 @ AKR...Had another seven-game hitting streak from 4/25 to 5/2 and batted .296 (8-for-27) during that span...Hit a three-run home run as part of a seven-run third on 5/13 @ BIN and drove in a career-high four runs...Was 4-for-4 with 2 2B, 2 RBI, 2 R on 6/6 @ TRE...Ejected from game on 6/18 @ NH after benches cleared and an on-field altercation... Fined and received a three-game suspension for involvement in benches-clearing skirmish on 6/18 at NHM...Left game with injury on 7/19 vs. BOW after diving catch at short...Returned to action on 7/22 at NBR...Went 3-for-4 w/ 2 RBI and a stolen base...Went back-to-back with K. Broxton in next game on 7/23 @ NBR and C. Paulino followed with home run...Hit .326 in 26 games with four homers and three triples in July (best month of the season)...Laid down a walk off squeeze bunt that scored Keon Broxton on 8/12 vs. TRE...**For more on Ngoepe, see Page 43 of 2015 Curve Media Guide**

#37 Jose Osuna

Bats: Right Throws: Right

Ht/Wt: 6-1/251

CURRENT HIT STREAK: 6 games, 5/29-pres.
LONGEST HIT STREAK: 6 games, 5/29-pres.
STARTS (POSITION): LF (6)
STARTS (ORDER): 5th (6)

VS. LHP: 1.000 (1/1)
VS. RHP: .444 (8/18)
THIS SERIES: 2/4

LAST HR: --
PINCH-HITTING: --
MULTI-HIT GAMES: 4
ACQ: NDFA - 12/5/09

- **2015 NOTES:** Began the season with A-Adv. Bradenton and played in 44 games for the Marauders...Batted .282 with 12 doubles, one triple, four homers and 29 RBI while playing both first base and the outfield...Got off to a great start to the season in April, batting .319 in 19 games with one homer...Went 4-for-4 on April 23 with a pair of doubles...Has hit three home runs in 25 games this month while hitting .255...Also has driven in 20 runs in May in those 25 games...Promoted to Altoona on 5/29
- **2014 NOTES:** Spent the entire season with Adv.-A Bradenton...Improved average to .298 in 97 games...Hit .279 against right-handed pitchers but posted a .344 average against lefties...Posted a .270 average while playing first base but hit .347 in 124 at-bats as designated hitter...Hit .343 in 30 games in August with 3 home runs and a season-high 22 RBI, raising his season batting average from .277 to .296...Hit .311 in the second half with eight of his 10 home runs...Posted a .365 batting average when batting third in 35 games but hit just .250 in 47 games as the clean-up hitter...Ranked second in the FSL in slugging percentage (.458) and fifth in batting average (.296)...Ranked third in batting average among Pirates farmhands...Played for Bravos de Margarita in the VWL following the season...**For more on Osuna, see page 44 of the 2015 Curve Media Guide**

#13 Edward Salcedo (@EdwardSalcedo1)

Bats: Right Throws: Right

Ht/Wt: 6-3/210

CURRENT HIT STREAK: --
LONGEST HIT STREAK: 8 games, 5/10-5/21
STARTS (POSITION): 1B (1), 3B (8), LF (9), RF (2), DH (4)
STARTS (ORDER): 2nd (2), 4th (4), 5th (5), 6th (11), 8th (2)

VS. LHP: .222 (6/27)
VS. RHP: .187 (14/75)
THIS SERIES:

LAST HR: --
PINCH-HITTING: .500 (1/2), BB, K
MULTI-HIT GAMES: 3
ACQ: Trade - ATL (2015)

- **CURRENT NOTES:** Posted an eight-game hitting streak from 5/10-5/21 (10-for-33, .303)...Had a 12-game on-base streak from 5/10-5/28.
- **2014 NOTES:** Spent most of the season with Triple-A Gwinnett...Began season as a third baseman but compiled an .868 fielding percentage...Sent to Gulf Coast League to convert to a right fielder on 6/23...Went 3-for-5 with his second career two-home run game and a career-high seven RBI on 6/27 against GCL Blue Jays...Spent six games in the GCL before being promoted back to Triple-A on 6/29...Had a .906 fielding percentage in right field at Triple-A...Batting average climbed as high as .217 in August after having his best full month at the plate, hitting .226 with 13 RBI...Rated by Baseball America as the Braves' 31st-ranked prospect after the season...**For more on Salcedo, see Page 45 of 2015 Curve Media Guide**

#32 Jacob Stallings

Bats: Right Throws: Right

Ht/Wt: 5-10/167

CURRENT HIT STREAK: 7 games, 5/19-pres.
LONGEST HIT STREAK: 7 games, 5/19-pres.
STARTS (POSITION): C (21)
STARTS (ORDER): 6th (3), 7th (11), 8th (7)

VS. LHP: .458 (11/24)
VS. RHP: .226 (12/53)
THIS SERIES: 2/3, RBI, K

LAST HR: 5/27 @ NBR (S. Carle)
PINCH-HITTING:
MULTI-HIT GAMES: 4
ACQ: NDFA (3/10/08)

- **CURRENT NOTES:** Went 3-for-3 and reached base four times on 5/11 v. BOW (also was HBP)...Hitting .286 this month...Had second 3-for-3 game of the season on 5/28 at NBR...Hit first-career Double-A home run on 5/27 @ NBR
- **2014 NOTES:** Spent the entire season with A-Adv. Bradenton...Snagged a career-high five RBI on 8/24 against Palm Beach...Hit .429 in August across 49 at-bats to bring his season average from .182 to .241...Ended the season with a six-game hitting streak for the second consecutive year...Batted .288 in 34 games in the second half of the season (.188 in 34 games in the first half)...Threw out 32.1 percent of basestealers (35-of-109)...Went 1-for-4 with a run scored and two RBI in the playoffs...**For more on Stallings, see Page 51 of 2015 Curve Media Guide**

#25 Sebastian Valle

Bats: Right Throws: Right

Ht/Wt: 6-1/205

CURRENT HIT STREAK: --
LONGEST HIT STREAK: 8 games, 4/18-5/1
STARTS (POSITION): C (28)
STARTS (ORDER): 6th (4), 7th (21), 8th (3)

VS. LHP: .159 (3/19)
VS. RHP: .309 (25/81), 1 HR
THIS SERIES:

LAST HR: 4/21 v. HAR (P. Espino)
PINCH-HITTING: --
MULTI-HIT GAMES: 8
ACQ: MiLB FA - 11/18/14

- **CURRENT NOTES:** Had back-to-back three-hit games on 4/24 and 4/25...Went on an eight-game hitting streak from 4/18-5/1...Posted an 11-game on-base streak from 4/17-5/6
- **2014 NOTES:** Began season with Double-A Reading...Received three promotions to Triple-A Lehigh Valley throughout the season (4/17, 6/22, 8/20)...Twice sent back to Double-A Reading (5/16, 7/27)...Threw out 54 percent of basestealers at Double-A and 42 percent at Triple-A...Named honorable mention Phillies Organization All-Star at catcher by MiLB.com...**For more on Valle, see Page 53 of 2015 Curve Media Guide**

POSITION PLAYER NOTES

#17 Andy Vasquez

Bats: Left Throws: Right

Ht/Wt: 6-0/208

CURRENT HIT STREAK: --
LONGEST HIT STREAK: 2 games, 4/29-5/1
STARTS (POSITION): CF (1), RF (5)
STARTS (ORDER): 1st (1), 7th (1), 8th (8)

VS. LHP: .200 (2/10)
VS. RHP: .150 (3/20)
THIS SERIES: 0/1

LAST HR: 6/13/12 @ LEX (M. Foltyniewicz)
PINCH-HITTING: .000 (0/2)
MULTI-HIT GAMES: --
ACQ: NDFA - 3/10/08

- **CURRENT NOTES:** Added to Altoona Curve roster on 4/18 from Triple-A Indianapolis...Was 0-for-3 in two games with Tribe before rejoining Curve...Promoted back to Triple-A Indy on May 5 after only playing in nine games for the Curve...Played in six games during his next stint with Indy and hit .222...Assigned back to Altoona on 5/29

- **2014 NOTES:** Spent entire season with Double-A Altoona...Hit a two-run home run on 4/9 vs. AKR off Duke von Schamann...Came in as a pitcher on 6/3 vs. BIN for fifth career appearance and allowed two home runs and notched first career strikeout (Dustin Lawley)...Fined and received a three-game suspension for involvement in benches-clearing skirmish on 6/18 at NHM...Served three-game suspension from 6/21-23...Came in to pitch on 7/10 vs. ERI (1.0, 1 R, 2 BB, K)...Hit safely in eight straight games from 7/6-7/14 and ended after only one at bat on 7/18 vs. BOW...Hit .344 (11-for-32) during streak...Made third relief outing of season on 7/24 @ BOW (1.0, 1 H, 0 R)...Pitched a perfect ninth in Altoona's 12-0 loss on 8/24 vs. NBR...Plated walkoff run in the final home game of the season after he stole second and scored on a throwing error by the catcher on 8/28 vs. RIC...Hit go-ahead home run in the eighth inning on 9/1 to give the Curve a win in the season finale...Set career highs in doubles (18) and home runs (11)...**For more information on Sosa, see page 54 of the 2015 Curve Media Guide**

#3 Eric Wood (@ericwood24)

Bats: Right Throws: Right

Ht/Wt: 6-0/198

CURRENT HIT STREAK: 3 games, 6/2-pres.
LONGEST HIT STREAK: 5 games, 4/24-5/3
STARTS (POSITION): 3B (35), DH (2)
STARTS (ORDER): 4th (1), 5th (3), 6th (9), 7th (7), 8th (17)

VS. LHP: .235 (8/34), 1 HR
VS. RHP: .235 (23/98), 1 HR
THIS SERIES: 1/4, K

LAST HR: 5/23 @ NHM (M. Boyd)
PINCH-HITTING: .500 (1/2), 1B, 2 BB
MULTI-HIT GAMES: 5
ACQ: 6th R - 2012 (Blinn College (Tex.))

- **CURRENT NOTES:** Worked a bases-loaded, walk-off walk in the 11th inning on 4/16 to give the Curve a 2-1 win over Akron in the Curve home opener...Hit first Double-A home run on 5/23 @ NHM

- **2014 NOTES:** Spent entire season with Adv.-A Bradenton...Missed beginning of the season with an injury...Joined Bradenton in mid-April...Matched career-best with eight-game hit streak from 6/1-10...Established a new career-best hit streak with a nine-gamer from 6/30-7/10...Hit .382 (13-for-34, 6 2B) during the streak...Closed out the season by hitting .330 in August with eight doubles and 15 RBI...Hit .229 in the first half while batting .305 after the midway point...Grabbed four hits on 5/9 @ CHA (HR shy of the cycle)...Posted a .918 fielding percentage during the regular season...Was part of a playoff team for a third straight season...Hit .286 (2-for-7) in two playoff games...**For more on Wood, see Page 55 of 2015 Curve Media Guide**

BATTERS BREAKDOWN

PLAYER	MULTI-HIT GAMES					MULTI-RBI GAMES					HOME RUN BREAKDOWN					
	TOT	2H	3H	4H	5+	TOT	2BI	3BI	4BI	5+ BI	TOT	2R	3R	GS	PH	LAST
Stetson Allie	7	5	2	-	-	8	6	2	-	-	7	4	-	-	-	5/25 @ NHM
Josh Bell	20	12	5	2	-	9	7	-	1	1	1	-	1	-	5/2 v. ERI	
Keon Broxton	18	15	3	1	-	4	2	1	-	1	3	-	-	1	5/26 @ NHM	
Jason Creasy	1	1	-	-	-	-	-	-	-	-	-	-	-	-	-	
Adam Frazier	4	2	2	-	-	-	-	-	-	-	-	-	-	-	-	
Dan Gamache	9	8	-	-	1	5	5	-	-	-	3	3	-	1	5/31 v. BIN	
Willy Garcia	15	11	4	-	-	6	4	2	-	-	3	-	1	-	6/3 v. NBR	
Max Moroff	20	15	4	1	-	3	3	-	-	-	2	-	-	-	5/8 @ HAR	
Gift Ngoepe	13	12	1	-	-	4	3	1	-	-	2	-	1	-	5/19 @ POR	
Jose Osuna	4	3	1	-	-	1	-	1	-	-	-	-	-	-	-	
Edward Salcedo	4	4	-	-	-	3	3	-	-	-	-	-	-	-	-	
Jon Schwind	-	-	-	-	-	-	-	-	-	-	-	-	-	-	-	
Junior Sosa	-	-	-	-	-	-	-	-	-	-	-	-	-	-	-	
Jacob Stallings	5	3	2	-	-	3	3	-	-	-	1	1	-	-	5/27 @ NBR	
Chris Stewart	1	1	-	-	-	-	-	-	-	-	-	-	-	-	-	
Sebastian Valle	8	5	3	-	-	2	2	-	-	-	1	-	-	-	4/21 v. HAR	
Eric Wood	5	3	2	-	-	2	1	-	1	-	2	-	1	-	5/23 @ NHM	
Totals	131	98	28	4	1	50	39	7	2	2	24	7	4	1	1	6/3 v. NBR

PINCH HITTERS

PLAYER	STATISTICS	LAST PINCH-HIT APP.
S. Allie	.000 (0/1)	5/5 v. RIC (63)
J. Bell	.000 (0/1)	5/7 v. RIC (43)
K. Broxton	.000 (0/1)	4/21 v. HAR #2 (53)
A. Frazier	1.000 (4/4), RBI	6/3 v. NBR (Sac. bunt)
D. Gamache	.400 (2/5), HR, 2 RBI	5/29 v. BIN (K)
E. Salcedo	500 (1/2), BB	6/2 v. NBR (K)
J. Schwind	.000 (0/2)	4/24 @ ERI (P4)
J. Sosa	.000 (0/2)	4/11 @ HAR (L8)
A. Vasquez	.000 (0/2)	5/31 v. BIN (63)
E. Wood	.500 (1/2), 2 BB	5/10 @ HAR (BB)

Totals: .364 (8/22), HR, 7 1B, 3 BB, 3 RBI

PITCHERS AT THE PLATE

PLAYER	AVG	HR	RBI	R	BB	SO	SAC	LAST AB
Y. Barrios	.000 (0/1)	--	--	--	--	1	--	5/27 @ NBR
M. Benedict	.000 (0/4)	--	--	--	--	3	--	6/3 v. NBR
J. Creasy	.500 (3/6)	--	--	1	--	2	1	5/9 @ HAR
Z. Dodson	.143 (1/7)	--	1	--	2	1	--	5/26 @ NBR
T. Glasnow	.500 (1/2)	--	--	--	--	--	--	5/6 v. RIC
T. Harlan	.000 (0/1)	--	--	--	--	1	--	5/6 v. RIC
J. Kuchno	.000 (0/2)	--	--	--	--	1	--	5/28 @ NBR
C. Kuhl	.000 (0/6)	--	--	--	--	1	--	5/27 @ NBR
C. Morton	.000 (0/3)	--	--	--	--	3	--	5/8 @ HAR
A. Sanchez	.000 (0/9)	--	--	1	2	2	--	6/4 v. NBR

Totals: .125 (5/40) -- 1 2 4 13 1

OFFENSE BY INNING

INNING	1	2	3	4	5	6	7	8	9	10+	TOTALS
CURVE	33	21	28	24	22	27	40	23	13	5	235
OPPONENT	24	14	20	14	17	18	27	36	19	6	194

EJECTIONS

PLAYER/COACH	DATE	UMPIRE	REASON
Tom Prince	5/5	Charlie Ramos	Plate Actions by HP ump.
Gift Ngoepe	5/26	Sean Ryan	Arguing Balls/Strikes
Tom Prince	5/26	Sean Ryan	Arguing Balls/Strikes

HOME-ROAD STATS

Home (17-9)	
Average:	.261
Runs Per Game:	4.08
Doubles:	49
Triples:	8
Home Runs:	9
Stolen Bases:	27
Walks:	89
Strikeouts:	189
Road (15-11)	
Average:	.284
Runs Per Game:	5.04
Doubles:	38
Triples:	10
Home Runs:	16
Stolen Bases:	20
Walks:	86
Strikeouts:	217

RECORD BREAKDOWNS/HIGHS & LOWS

RECORD BREAKDOWN

	TOTAL	HOME	ROAD
Overall Record	32-20	17-9	15-11
vs. Western Division	23-13	13-8	10-5
vs. Eastern Division	9-7	5-1	4-6
Day Games	11-3	4-2	7-1
Night Games	21-17	13-7	8-10
Day Game After Night	10-3	4-2	6-1
Curve Score 1st	23-6	8-2	15-4
Opponent Scores 1st	9-14	9-7	0-7
Come From Behind Wins	9-0	8-0	1-0
vs. RH Starters	25-13	12-5	13-8
vs. LH Starters	7-7	5-4	2-3
Curve Starter 6.0 + IP	24-9	13-5	13-3
Curve Starter 7.0 + IP	5-1	2-1	3-0
Curve Starter 8.0 + IP	1-0	--	1-0
When Hitting a HR	11-9	6-2	5-7
When Not Hitting a HR	21-11	11-7	10-4
Outhit Opponent	19-5	9-1	10-4
Equal # of Hits	4-2	2-1	2-1
Outhit by Opponent	9-13	6-7	3-6
Commit 0 Errors	13-1	7-0	6-1
Commit 1-2 Errors	19-14	10-8	9-6
Commit 3+ Errors	0-5	0-1	0-4
Leading After 7th	28-4	15-2	13-2
Trailing After 7th	1-13	1-5	0-8
Tied After 7th	2-3	0-2	2-1
Leading After 8th	28-1	14-0	14-1
Trailing After 8th	1-16	1-7	0-9
Tied After 8th	2-3	1-2	1-1
Extra-Inning Games	2-3	1-1	1-2
Games Played on Same Day	--	--	--
Series Record	8-3-5	5-1-2	3-2-3
One-Run Games	10-3	5-1	5-2
Two-Run Games	5-3	5-2	0-1
3+Run Games	17-14	7-6	10-8
Shutout Record	5-0	2-0	3-0
April Record	12-6	4-2	8-4
May Record	16-14	10-7	6-7
June Record	4-0	4-0	--
July Record	--	--	--
August Record	--	--	--
September Record	--	--	--
Monday Record	3-3	1-2	2-1
Tuesday Record	3-4	3-1	0-3
Wednesday Record	6-1	2-1	4-0
Thursday Record	4-3	3-1	1-2
Friday Record	7-2	5-0	2-2
Saturday Record	3-5	2-2	1-3
Sunday Record	6-2	2-2	4-0
1st Game of Series	11-6	6-2	5-4
Last Game of Series	10-6	5-3	5-3
Rubber Game of Series	2-2	--	2-2
Getaway Day	6-3	0-1	6-2

VS. EASTERN LEAGUE OPPONENTS

	TOTAL	HOME	ROAD
vs. Akron	7-4	5-3	2-1
vs. Binghamton	2-1	2-1	--
vs. Bowie	3-0	3-0	--
vs. Erie	7-0	3-0	4-0
vs. Harrisburg	5-4	1-1	4-3
vs. New Britain	4-2	3-0	1-2
vs. New Hampshire	2-2	--	2-2
vs. Portland	1-2	--	1-2
vs. Reading	--	--	--
vs. Richmond	1-5	0-4	1-1
vs. Trenton	--	--	--
TOTALS	32-20	17-9	15-11

2015 STREAKS/OFFENSIVE SUPERLATIVES

10+ GAME HITTING STREAKS
 Dan Gamache (12), 5/7-5/25
 Max Moroff (11), 5/1-5/11
 Willy Garcia (10), 5/25-pres.

15+ GAME ON-BASE STREAKS
 Max Moroff (30), 4/10-5/16

MULTI-HOMER GAMES
 Willy Garcia (2), 6/3

BACK-TO-BACK HOME RUNS
 --

WALK-OFF WINNING HITS
 Eric Wood (Walk), 4/16 v. Akron
 Josh Bell (3-run home run), 5/2 v. Erie
 Josh Bell (Walk), 5/14 v. Akron

FIRST-INNING LEADOFF HOME RUNS
 --

4+ HIT GAMES
 Max Moroff (4), 4/18 vs. Akron
 Josh Bell (4), 4/27 at Akron
 Josh Bell (4), 5/24 at New Hampshire
 Keon Broxton (4), 5/25 at New Hampshire
 Dan Gamache (5), 5/25 at New Hampshire

4+ RBI GAMES
 Keon Broxton (6), 4/24 at Erie
 Josh Bell (5), 5/2 v. Erie
 Josh Bell (4), 5/24 at New Hampshire
 Eric Wood (4), 5/31 vs. Binghamton

2015 SEASON HIGHS/LOWS

TEAM MISCELLANEOUS
 LONGEST WINNING STREAK 6 games, 5/10-5/16
 LONGEST LOSING STREAK 4 games, 5/4-5/7
 LARGEST MARGIN OF VICTORY 9, 2x, last - 5/30 v. BIN
 LARGEST MARGIN OF DEFEAT 10, 5/17 v. AKR
 LARGEST SHUTOUT WIN 7-0, 4/19 v. AKR
 LARGEST SHUTOUT LOSS --
 LONGEST GAME, TIME 4:18, 4/28 @ AKR
 LONGEST 9-INNING GAME-TIME 3:27, 4/18 v. AKR
 SHORTEST 9-INNING GAME-TIME 2:01, 5/1 v. ERI
 LONGEST 7-INNING GAME-TIME 1:48, 4/21 v. HAR
 SHORTEST 7-INNING GAME-TIME 1:48, 4/21 v. HAR
 LONGEST GAME, INNINGS 14, 4/28 @ AKR
 LONGEST HOME GAME, INNINGS 13, 5/17 v. AKR
 LONGEST ROAD GAME, INNINGS 14, 4/28 @ AKR
 LARGEST CROWD, HOME 7,393, 5/30 v. BIN
 SMALLEST CROWD, HOME 1,874, 4/20 v. HAR
 LARGEST CROWD, ROAD 8,066, 5/23 @ NHM
 SMALLEST CROWD, ROAD 1,154, 4/24 @ ERI
 MOST ERRORS 4, 5/26 @ NBR
 MOST ERRORS BY OPPONENT 4, 4/28 @ AKR
 MOST CONSECUTIVE GAMES WITHOUT AN ERROR 3, 2x, last - 5/23-5/25
 MOST LOB 14, 4/18 v. AKR
 FEWEST LOB 1, 4/21 v. HAR

TEAM BATTING

MOST RUNS 13, 5/30 v. BIN
 MOST RUNS, INNING 6, 7th inning, 4/24 @ ERI
 MOST HITS 18, 5/25 @ NHM
 MOST HITS, INNING 6, 5/24 @ NHM
 MOST HOME RUNS, GAME 3, 5/25 @ NHM
 MOST HOME RUNS, INNING 2, 7th inning, 5/25 @ NHM
 MOST CONSECUTIVE GAMES WITH A HOME RUN 4 - 5/25-5/28
 MOST DOUBLES, GAME 4, 4x, last - 6/4 v. NBR
 MOST TRIPLES, GAME 3, 5/19 @ POR
 MOST EXTRA-BASE HITS 6, 4/24 @ ERI
 MOST STOLEN BASES 3, 2x, last - 5/9 @ HAR
 MOST STRIKEOUTS, 9-INNING GAME 13, 2x, last - 6/3 v. NBR
 MOST STRIKEOUTS, ALL GAMES 13, 2x, last - 6/3 v. NBR
 MOST WALKS, ALL GAMES 9, 5/2 v. ERI

TEAM PITCHING

MOST RUNS ALLOWED 14, 5/19 @ POR
 MOST RUNS ALLOWED, INNING 7, 7th inning, 4/13 @ RIC
 MOST HITS ALLOWED 17, 5/19 @ POR
 MOST HITS ALLOWED, INNING 6, 2nd inning, 5/11 v. BOW
 MOST HOME RUNS ALLOWED 1, many times
 MOST HOME RUNS ALLOWED, INNING 1, many times
 MOST CONSECUTIVE GAMES ALLOWING A HOME RUN 2, 3x, last - 5/22-5/23
 MOST STRIKEOUTS, 9-INNING GAME 10, 4/17 v. AKR
 MOST STRIKEOUTS, ALL GAMES 10, 4/17 v. AKR
 MOST BASES ON BALLS 13, 5/17 v. AKR*
 MOST EXTRA-BASE HITS ALLOWED 10, 5/19 @ POR

INDIVIDUAL BATTING

MOST RUNS SCORED 3, 7x, last - Willy Garcia, 6/3 v. NBR
 MOST HITS 5, Dan Gamache, 5/25 @ NHM*
 MOST EXTRA-BASE HITS 3, Max Moroff, 4/20 v. HAR
 MOST DOUBLES 2, Max Moroff, 4/20 v. HAR
 MOST TRIPLES 2, 2x, last - Keon Broxton, 5/19 @ POR
 MOST HOME RUNS 2, Willy Garcia, 6/3 v. NBR
 MOST TOTAL BASES 9, Willy Garcia, 6/3 v. NBR
 MOST RBI 6, Keon Broxton, 4/24 @ ERI
 MOST STOLEN BASES 1, many times
 MOST BASES ON BALLS 3, 3x, last - Josh Bell, 5/21 @ POR
 MOST STRIKEOUTS 3, many times
 LONGEST HITTING STREAK 12 games, Dan Gamache, 5/7-5/25
 LONGEST ON-BASE STREAK 30 games, Max Moroff, 4/10-5/16
 LONGEST RBI STREAK 5 games, Stetson Allie, 4/19-26

INDIVIDUAL PITCHING

MOST INNINGS PITCHED, STARTER 8.0, Angel Sanchez, 5/24 @ NHM
 MOST INNINGS PITCHED, RELIEVER 4.0, John Kuchno, 4/29 @ AKR
 MOST HITS ALLOWED, STARTER 10, 2x, last - Matt Benedict, 5/28 @ NBR
 MOST HITS ALLOWED, RELIEVER 7, John Kuchno, 4/29 @ AKR
 MOST STRIKEOUTS, STARTER 8, Zack Dodson, 5/15 v. AKR
 MOST STRIKEOUTS, RELIEVER 3, 3x, last - Jhondaniel Medina, 5/19 @ POR
 MOST BASES ON BALLS, STARTER 6, Angel Sanchez, 5/2 v. ERI
 MOST BASES ON BALLS, RELIEVER 5, Jhondaniel Media, 5/16 v. AKR
 MOST EARNED RUNS ALLOWED, STARTER 6, Angel Sanchez, 5/19 @ POR
 MOST EARNED RUNS ALLOWED, RELIEVER 5, Tom Harlan, 5/19 @ POR
 MOST CONSECUTIVE SCORELESS IP 23.1, Zack Dodson, 4/9-5/4

* - Ties Franchise Record

MISCELLANEOUS STATS

2015 STARTS BY POSITION

Player	C	1B	2B	3B	SS	LF	CF	RF	DH
Allie	-	-	-	-	-	-	-	39	4
Bell	-	44	-	-	-	-	-	-	4
Broxton	-	-	-	-	-	-	42	1	-
Frazier	-	-	-	1	3	2	4	-	5
Gamache	-	7	3	7	-	-	-	-	7
Garcia	-	-	-	-	-	32	5	2	2
Moroff	-	-	29	-	-	-	-	-	-
Ngoepe	-	-	-	-	49	-	-	-	-
Osuna	-	-	-	-	-	5	-	-	-
Salcedo	-	1	-	8	-	10	-	2	4
Schwind	-	-	-	-	-	2	-	2	-
Sosa	-	-	-	-	-	1	-	-	-
Stallings	22	-	-	-	-	-	-	-	-
Stewart	2	-	-	-	-	-	-	-	-
Valle	28	-	-	-	-	-	-	-	-
Vasquez	-	-	-	-	-	-	1	5	-
Wood	-	-	-	35	-	-	-	-	2

2015 STARTS BY BATTING ORDER

Player	1st	2nd	3rd	4th	5th	6th	7th	8th	9th
Allie	-	-	2	3	30	6	2	-	-
Bell	-	-	48	-	-	-	-	-	-
Broxton	42	-	-	1	-	-	-	-	-
Frazier	5	-	-	1	6	2	1	-	-
Gamache	-	-	-	3	6	12	2	2	-
Garcia	-	-	2	39	-	-	-	-	-
Moroff	-	47	-	-	-	-	2	-	-
Ngoepe	4	1	-	-	-	-	-	16	28
Osuna	-	-	-	-	6	-	-	-	-
Salcedo	-	2	-	3	5	11	-	2	-
Schwind	-	-	-	1	1	1	1	-	-
Sosa	-	-	-	-	-	-	1	-	-
Stallings	-	-	-	-	-	3	12	7	-
Stewart	-	2	-	-	-	-	-	-	-
Valle	-	-	-	-	-	5	20	3	-
Vasquez	1	-	-	-	-	-	2	4	-
Wood	-	-	-	1	3	9	7	17	-

ERRORLESS STREAKS

Player	Active Strk	Last Error	Longest Streak
Allie	21	4/28 @ AKR	21
Bell	4	5/30 v. BIN	19
Broxton	2	5/26 @ NBR	35
Frazier	3	5/29 v. BIN	4
Gamache	1	6/4 v. NBR	4
Garcia	16	5/6 v. RIC	16
Moroff	26	5/5 v. RIC	26
Ngoepe	0	6/5 @ ERI	16
Salcedo	15	5/5 v. RIC	15
Schwind	6	--	6
Sosa	2	--	2
Stallings	5	5/26 @ NBR	9
Stewart	2	--	2
Valle	0	6/4 v. NBR	28
Vasquez	9	--	9
Wood	9	5/21 @ POR	9

OUTFIELD ASSISTS

15

Player	Total	Last Assist
Stetson Allie	5	5/31 v. BIN
Keon Broxton	2	5/19 @ POR
Willy Garcia	8	5/27 @ NBR

THE LAST TIME...

Altoona scored 10 or more runs (game) 13, 5/30/15 vs. Binghamton
 Altoona scored 10 or more runs (inning) 10, 8/7/10 at Harrisburg
 Altoona scored 15 or more runs (game) 15, 7/4/13 vs. Erie
 Opponent scored 10 or more runs (game) 14, 5/19/15 at Portland
 Opponent scored 10 or more runs (inning)
 Opponent scored 15 or more runs (game) 15, 6/3/14 vs. Binghamton

Altoona collected 20+ hits in a game 20, 6/17/12 at Binghamton

Opponent collected 20+ hits in a game 22, 5/26/13 vs. Richmond

Altoona hits an inside-the-park HR Alex Dickerson, 4/7/13 at Erie
 Altoona hits a walk-off HR Josh Bell, 3-run HR, 5/2/15 v. Erie
 Altoona hits a pinch-hit HR Dan Gamache, 5/8/15 at Harrisburg
 Altoona hits a grand slam Keon Broxton, 4/24/15 at Erie
 Altoona hits back-to-back HRs Keon Broxton/Gift Ngoepe/Carlos Paulino, 7/23/14 @ New Britain
 Altoona hits leadoff HR to start game Alen Hanson, 8/19/14 at Akron
 Altoona pitcher hits a HR Tim Alderson, 7/1/10 at Reading

Opponent hits an inside-the-park HR Nick Noonan, 5/3/10 at Richmond
 Opponent hits a walk-off HR Matt Skole, 4/10/15 @ Harrisburg
 Opponent hits a pinch-hit HR
 Opponent hits a grand slam Francisco Lindor, 5/8/14 at Akron
 Opponent hits back-to-back HRs Ben Guez/Corey Jones, 5/11/12 at Erie
 Opponent hits leadoff HR to start game Jamie Johnson, 7/19/13 vs. Ere

Altoona batter hits for the cycle 4/9/13, Andrew Lambo at Akron
 Altoona batter records 5+ hits in a game 5, 12x, last - Dan Gamache, 5/25/15 at NH
 Altoona batter has 5+ RBI in a game 5, Josh Bell, 5/2/15 vs. Erie

Opponent batter hits for the cycle Lou Montanez, 8/1/08 vs. Bowie
 Opponent batter records 5+ hits in a game Juan Perez, 4/20/12 vs. Richmond
 Opponent batter has 5+ RBI in a game Dilson Herrera, 6/28/14 vs. BIN

Altoona threw a no-hitter (9 IP) N/A
 Altoona threw a no-hitter (9 IP) (combined)
 E. Hollingsworth/J. Townsend/J. Ramos/R. Beckman, 7/25/13 at New Hampshire
 Altoona threw a no-hitter (7 IP) (combined) N/A

Opponent threw a no-hitter (9 IP) Giovanni Soto, 7/15/12 at Akron
 Opponent threw a no-hitter (9 IP) (combined)
 D. Crouthers/A. Mitchell/J. Sequea, 8/19/04 vs. Bowie
 Opponent threw a no-hitter (7 IP) (combined)
 C. James/C. Kimball/Z. Zinicola, 6/10/10 vs. Harrisburg (2)

Altoona threw a complete-game shutout (9 IP) Adrian Sampson, 7/18/14 vs. Bowie
 Altoona threw a complete-game shutout (7 IP) Phil Irwin, 7/27/12 vs. New Hamp.
 Altoona threw back-to-back shutouts (team) 8/25-26/2012 vs. Richmond

Opponent threw a complete-game shutout (9 IP) Drew VerHagen, 7/6/13 vs. Erie
 Opponent threw a complete-game shutout (7 IP) David Huff, 5/15/08 vs. Akron
 Opponent threw back-to-back shutouts 5/30-5/31/2014 vs. New Hampshire

Altoona wins in last at bat Josh Bell, 5/2/15 vs. Erie
 Opponent wins in last at bat Jeremy Lucas, 4/28/15 at Akron

Altoona pitcher strikes out:
 10 Jameson Taillon, 5/19/13 at Richmond
 11 Justin Wilson, 8/14/10 vs. New Hampshire
 12+ 12, David Bromberg, 6/12/13 at New Britain (2)

Opponent pitcher strikes out:
 10 P.J. Walters, 5/31/14 vs. New Hampshire
 11 Taylor Rogers, 6/25/14 vs. New Britain
 12+ 12, 6/3/15, Bryan Evans vs. New Britain
 Altoona turns a triple play Chase d'Arnaud/Matt Hague (6-3), 5/27/10 at Akron
 Opponent turns a triple play Steven Moya/Corey Jones/Dixon Machado (936), 7/9/14 vs. Erie

ALTOONA CURVE COACHING STAFF

Tom Prince Manager (1st Season)	Justin Meccage Pitching Coach	Kevin Riggs Hitting Coach	Miguel Perez Coach	Dru Scott Athletic Trainer	Furey Leva Strength Coach
Career Record: 392-359 2015 w/ ALT: 32-20	1st season 5th overall	1st season 9th overall	1st season 1st overall	1st season 7th overall	1st season 3rd overall
8th manager in Curve franchise history...11th year as a manager and 30th overall in professional baseball...As a player, made MLB debut for Pittsburgh in 1987... Played for the Pirates until 1993...Also played for Los Angeles (NL) (1994-98), Philadelphia (1999-00), Minnesota (2001-03) and Kansas City (2003)...Managed Lynchburg, WilliamSPORT, GCL Pirates, and Bradenton before 2015...Native of Kankakee, Ill.	Joins Altoona for the first time in 2015...season...Began professional coaching career as pitching coach for State College in 2011...Pitching coach at Arkansas State from 2007-10... Spent four seasons at Texas-Pan American University from 2004-07...As a player, was drafted in the 32nd round in 2002 by the New York Yankees out of Oklahoma State... Pitched two seasons with State Island and in Frontier League	Joins Pirates' organization for the first time in his professional playing or coaching career in 2015...Spent eight seasons coaching in the Colorado Rockies' organization... Most recently served as manager of the Double-A Tulsa Drillers for two seasons...As a player, Riggs was drafted by Cincinnati in the 28th round in 1990 out of East Carolina...Reached as high as Double-A... Played one season playing in China	First season as a coach... Spent 12 seasons in the minor leagues as a player...Played for Altoona in 2009, 2010, 2012 and 2013...Originally signed by the Cincinnati Reds in 2000...Made Major League debut for the Reds in 2005...Played two games in the Majors and went 0-for-3 at the plate	Spent the last three seasons as the trainer with Adv.-A Bradenton... Spent 2010-11 with Class-A West Virginia... Resident of Lafayette, Indiana...Receive degree in athletic training from Manchester College in Indiana in 2007	Third season in the Pirates' system...Spent 2014 with A-Adv. Bradenton...Strength and condition intern with Temple University (2013) and Villanova University (2012)...Head baseball strength coach for the North Penn School District from 2012-2014

2015 GAME-BY-GAME

DATE	OPPONENT	TIME/RESULT	REC	PLACE	G (+/-)	WINNER	LOSER	SAVE	TIME	GT	TEMP	ATT.
4/9	@ Harrisburg	W, 1-0	1-0	T-1st	--	T. Harlan (1-0)	A. de los Santos (0-1)	Y. Barrios (1)	2:28	41	2,839	
4/10	@ Harrisburg	L, 3-2 (11)	1-1	T-2nd	-1.0	P. Demny (1-0)	J. Smith (0-1)	--	2:55	54	1,974	
4/11	@ Harrisburg	L, 4-1	1-2	T-3rd	-1.0	G. Mendez (1-0)	J. Kuchno (0-1)	A. de los Santos (1)	2:27	60	5,264	
4/12	@ Harrisburg	W, 2-1	2-2	T-1st	--	C. Kuhl (1-0)	B. Harper (0-1)	Y. Barrios (2)	2:39	68	3,876	
4/13	@ Richmond	L, 10-3	2-3	T-3rd	-1.0	S. Johnson (1-0)	T. Sample (0-1)	--	3:12	78	3,126	
4/14	@ Richmond	-- PPD: RAIN MAKE UP DATE - JULY 17 --										
4/15	@ Richmond	W, 3-0	3-3	T-2nd	-0.5	A. Sanchez (1-0)	C. Stratton (0-1)	Y. Barrios (3)	2:09	58	2,814	
4/16	Akron	W, 2-1 (11)	4-3	1st	+1.0	J. Medina (1-0)	G. Sides (0-1)	--	3:12	64	4,464	
4/17	Akron	W, 2-1	5-3	1st	+0.5	T. Glasnow (1-0)	Morimando (0-1)	C. Balester (1)	2:34	65	2,727	
4/18	Akron	L, 6-1	5-4	2nd	-0.5	J. Martin (2-0)	J. Kuchno (0-2)	--	3:27	74	5,235	
4/19	Akron	W, 7-0	6-4	1st	+1.0	Z. Dodson (1-0)	R. Merritt (0-1)	--	2:21	62	3,760	
4/20	Harrisburg	L, 6-3	6-5	1st	+0.5	D. Self (1-0)	J. Smith (0-2)	A. De Los Santos	2:33	66	1,874	
4/21	Harrisburg	W, 2-1 (7)	7-5	1st	+0.5	J. Creasy (1-0)	P. Espino (0-2)	C. Balester (2)	1:48	53	2,058	
4/22	Harrisburg	-- PPD: RAIN MAKE-UP DATE - JUNE 20										
4/24	@ Erie	W, 12-3	8-5	1st	+1.0	C. Kuhl (2-0)	C. Green (0-2)	--	3:01	41	1,154	
4/25	@ Erie	W, 4-1	9-5	1st	+2.0	T. Harlan (2-0)	W. Mayberry (1-2)	C. Balester (3)	2:45	42	2,152	
4/26	@ Erie	W, 8-2	10-5	1st	+2.0	A. Sanchez (2-0)	W. Saupold (0-1)	--	2:43	52	1,257	
4/27	@ Akron	W, 9-4	11-5	1st	+3.0	J. Creasy (2-0)	Morimando (1-2)	--	2:53	44	2,042	
4/28	@ Akron	L, 5-4 (14)	11-6	1st	+2.0	J. Martin (3-0)	T. Harlan (2-1)	--	4:18	58	2,995	
4/29	@ Akron	W, 6-5 (10)	12-6	1st	+2.0	J. Kuchno (1-2)	G. Sides (0-2)	--	2:47	60	2,011	
5/1	Erie	W, 2-0	13-6	1st	+3.0	T. Glasnow (2-0)	A. Kubitzka (1-1)	Y. Barrios (4)	2:01	63	3,215	
5/2	Erie	W, 5-3	14-6	1st	+3.0	C. Balester (1-0)	E. de la Rosa (0-1)	--	2:56	70	5,185	
5/3	Erie	W, 7-4	15-6	1st	+3.0	J. Creasy (3-0)	J. Turley (2-2)	Y. Barrios (5)	3:01	70	4,842	
5/4	Richmond	L, 5-1	15-7	1st	+2.0	K. Marte (1-0)	Z. Dodson (1-1)	--	2:19	80	2,632	
5/5	Richmond	L, 10-7	15-8	1st	+1.0	P. Rodriguez (2-1)	J. Bleich (0-1)	J. Osich (2)	3:00	69	2,477	
5/6	Richmond	L, 4-1	15-9	T-1st	--	J. Snodgrass (2-3)	T. Glasnow (2-1)	J. Casilla (1)	2:49	71	2,036	
5/7	Richmond	L, 4-2	15-10	2nd	-1.0	M. Lujan (1-2)	A. Sanchez (2-1)	J. Osich (3)	2:38	57	4,815	
5/8	@ Harrisburg	W, 10-4	16-10	T-1st	--	C. Morton (1-0)	B. Rauh (0-3)	--	2:42	84	6,165	
5/9	@ Harrisburg	L, 7-4	16-11	T-1st	--	P. Demny (2-2)	J. Bleich (0-2)	G. Mendez (3)	3:07	77	6,272	
5/10	@ Harrisburg	W, 7-4	17-11	T-1st	--	T. Harlan (3-1)	J. Simmons (1-1)	Y. Barrios (6)	3:11	85	3,774	
5/11	Bowie	W, 7-4	18-11	1st	+1.0	J. Kuchno (2-2)	A. Triggs (0-2)	Y. Barrios (7)	2:41	81	2,245	
5/12	Bowie	W, 6-4	19-11	1st	+2.0	A. Sanchez (3-1)	E. Villanueva (4-3)	C. Balester (4)	2:59	72	2,584	
5/13	Bowie	W, 5-2	20-11	1st	+3.0	T. Harlan (4-1)	P. Bridwell (1-2)	J. Medina (1)	2:26	47	5,920	
5/14	Akron	W, 5-4	21-11	1st	+4.0	J. Kuchno (3-2)	J. Johnson (0-1)	--	2:56	67	2,464	
5/15	Akron	W, 4-2	22-11	1st	+5.0	Z. Dodson (2-1)	R. Merritt (2-3)	Y. Barrios (8)	2:03	72	3,422	
5/16	Akron	L, 2-1 (13)	22-12	1st	+4.0	J. Martin (5-0)	J. Smith (0-3)	E. Tejada (1)	3:59	72	5,206	
5/17	Akron	L, 11-1	22-13	1st	+4.0	S. Morimando (3-4)	T. Glasnow (2-2)	--	2:58 (:18)	66	3,172	
5/19	@ Portland	L, 14-10	22-14	1st	+3.0	M. McCarthy (3-3)	T. Harlan (4-2)	--	3:19	64	3,559	
5/20	@ Portland	W, 2-1	23-14	1st	+3.0	J. Creasy (4-0)	M. Augliera (1-7)	Y. Barrios (9)	2:23	60	5,944	
5/21	@ Portland	L, 4-1	23-15	1st	+3.0	J. Gunkel (1-0)	Z. Dodson (2-2)	J. Marban (1)	2:17	63	3,722	
5/22	@ New Hampshire	L, 6-3	23-16	1st	+3.0	S. Barnes (1-1)	C. Kuhl (2-1)	D. Barnes (2)	2:33	65	4,624	
5/23	@ New Hampshire	L, 4-1	23-17	1st	+2.0	M. Boyd (4-1)	M. Benedict (0-1)	B. McFarland (7)	2:11	65	8,066	
5/24	@ New Hampshire	W, 11-3	24-17	1st	+3.0	A. Sanchez (4-1)	C. Lawrence (3-5)	--	2:36	81	6,122	
5/25	@ New Hampshire	W, 9-4	25-17	1st	+4.0	J. Creasy (5-0)	T. Cole (2-4)	--	2:39	78	6,134	
5/26	@ New Britain	L, 6-4	25-18	1st	+3.0	K. Sitton (1-1)	J. Medina (1-1)	A. House (16)	2:48	83	1,977	
5/27	@ New Britain	W, 4-0	26-18	1st	+4.0	C. Kuhl (3-1)	S. Carle (5-3)	--	2:19 (:19)	76	2,402	
5/28	@ New Britain	L, 9-5	26-19	1st	+3.0	B. Evans (2-0)	M. Benedict (0-2)	--	3:00	68	8,059	
5/29	Binghamton	W, 2-1	27-19	1st	+4.0	A. Sanchez (5-1)	B. Parnell (0-1)	J. Inman (1)	2:34	81	4,219	
5/30	Binghamton	W, 9-4	28-19	1st	+4.0	J. Creasy (6-0)	R. Gsellman (0-1)	--	3:11	80	7,393	
5/31	Binghamton	L, 5-3	28-20	1st	+3.0	M. Koch (3-2)	Y. Barrios (0-1)	P. Sewald (9)	2:22	79	3,832	
6/2	New Britain	W, 8-2	29-20	1st	+3.0	C. Kuhl (4-1)	S. Carle (5-4)	--	2:43	60	4,896	
6/3	New Britain	W, 6-1	30-20	1st	+4.0	M. Benedict (1-0)	B. Evans (2-1)	--	2:38	55	4,930	
6/4	New Britain	W, 3-1	31-20	1st	+4.0	A. Sanchez (6-1)	B. Marshall (0-1)	Y. Barrios (10)	2:22	59	3,222	
6/5	@ Erie	W, 4-3	32-20	1st	+4.0	J. Creasy (7-0)	W. Saupold (1-3)	J. Medina (2)	2:37	75	3,588	
6/6	@ Erie	7:05 p.m.										
6/7	@ Erie	1:35 p.m.										
6/8	@ Erie	7:05 p.m.										
6/9	@ Reading	7:05 p.m.										
6/10	@ Reading	7:05 p.m.										
6/11	@ Reading	7:05 p.m.										
6/12	New Hampshire	7 p.m.										
6/13	New Hampshire	6 p.m.										
6/14	New Hampshire	6 p.m.										
6/16	@ Akron	7:05 p.m.										
6/17	@ Akron	7:05 p.m.										
6/18	@ Akron	12:05 p.m.										
6/19	Harrisburg	7 p.m.										
6/20	Harrisburg	6 p.m.										
6/21	Harrisburg	6 p.m.										
6/22	Harrisburg	7 p.m.										
6/23	Erie	7 p.m.										
6/24	Erie	7 p.m.										
6/25	Erie	7 p.m.										
6/26	Erie	7 p.m.										
6/27	@ Harrisburg	6 p.m.										
6/28	@ Harrisburg	5 p.m.										
6/29	@ Harrisburg	7 p.m.										
6/30	@ Trenton	7 p.m.										
7/1	@ Trenton	7 p.m.										
7/2	@ Trenton	7 p.m.										
7/3	@ Trenton	7 p.m.										
7/4	Harrisburg	7 p.m.										
7/5	Harrisburg	6 p.m.										
7/6	Harrisburg	7 p.m.										
7/7	@ Erie	7:05 p.m.										
7/8	@ Erie	7:05 p.m.										
7/9	@ Erie	12:05 p.m.										
7/10	Bowie	7 p.m.										
7/11	Bowie	6 p.m.										
7/12	Bowie	6 p.m.										
7/13	Bowie	12 p.m.										
7/16	@ Richmond	7:05 p.m.										
7/17	@ Richmond	5:35 p.m. (DH)										
7/18	@ Richmond	6:05 p.m.										
7/19	@ Richmond	1:35 p.m.										
7/20	Erie	7 p.m.										
7/21	Erie	7 p.m.										
7/22	Erie	7 p.m.										
7/23	@ Akron	7:05 p.m.										
7/24	@ Akron	7:05 p.m.										
7/25	@ Akron	7:05 p.m.										
7/26	@ Akron	2:05 p.m.										
7/27	Richmond	7 p.m.										
7/28	Richmond	7 p.m.										
7/29	Richmond	12 p.m.										
7/30	Akron	7 p.m.										
7/31	Akron	7 p.m.										
8/1	Akron	6 p.m.										
8/2	Akron	6 p.m.										
8/4	@ New Britain	7:05 p.m.										
8/5	@ New Britain	7:05 p.m.										
8/6	@ New Britain	12:05 p.m.										
8/7	Richmond	7 p.m.										
8/8	Richmond	6 p.m.										
8/9	Richmond	6 p.m.										
8/11	Binghamton	7 p.m.										
8/12	Binghamton	7 p.m.										

2015 GAME-BY-GAME

DATE	OPPONENT	TIME/RESULT	REC	PLACE	G (+/-)	WINNER	LOSER	SAVE	TIME	GT TEMP	ATT.
8/13	Binghamton	7 p.m.									
8/14	@ Richmond	7:05 p.m.									
8/15	@ Richmond	6:05 p.m.									
8/16	@ Richmond	1:35 p.m.									
8/18	Portland	7 p.m.									
8/19	Portland	7 p.m.									
8/20	Portland	7 p.m.									
8/21	@ Bowie	7:05 p.m.									
8/22	@ Bowie	6:35 p.m.									
8/23	@ Bowie	2:05 p.m.									
8/24	Reading	7 p.m.									
8/25	Reading	7 p.m.									
8/26	Reading	7 p.m.									
8/27	Trenton	7 p.m.									
8/28	Trenton	7 p.m.									
8/29	Trenton	6 p.m.									
8/30	Trenton	6 p.m.									
8/31	@ Bowie	7:05 p.m.									
9/1	@ Bowie	7:05 p.m.									
9/2	@ Bowie	7:05 p.m.									
9/3	@ Bowie	7:05 p.m.									
9/4	@ Binghamton	7:05 p.m.									
9/5	@ Binghamton	7:05 p.m.									
9/6	@ Binghamton	6:35 p.m.									
9/7	@ Binghamton	1:05 p.m.									

TRANSACTIONS

- April**
April 6 Pittsburgh Pirates announce 25-man Curve roster
April 9 C **Chris Stewart** joins Altoona on a MLB rehab assignment (right hamstring strain)
April 12 C **Chris Stewart** has MLB rehab assignment transferred to Triple-A Indianapolis
April 12 RHP **Matt Benedict** transferred from Altoona to Adv.-A Bradenton
April 14 RHP **Collin Balester** transferred to Altoona from Triple-A Indianapolis
April 18 OF **Junior Sosa** transferred from Altoona to A-Adv. Bradenton
 OF **Andy Vasquez** transferred to Altoona from Triple-A Indianapolis
April 25 OF **Jonathan Schwind** placed on Altoona DL (internal injury)
April 27 LHP **Jeremy Bleich** assigned to Double-A Altoona from Adv.-A Bradenton
- May**
May 6 OF **Andy Vasquez** transferred from Altoona to Triple-A Indianapolis
 INF **Adam Frazier** assigned to Double-A Altoona
May 7 RHP **Tyler Sample** assigned to WV Black Bears roster
 RHP **Jeff Inman** assigned to Double-A Altoona
May 9 RHP **Charlie Morton** joins Altoona on a MLB rehab assignment (hip)
May 20 RHP **Tyler Glasnow** placed on DL (r. ankle) retroactive to 5/18
May 20 RHP **Matt Benedict** assigned to Double-A Altoona
May 26 RHP **Collin Balester** promoted to Triple-A Indianapolis
May 29 OF **Keon Broxton** promoted to Triple-A Indianapolis
May 29 OF/IF **Jose Osuna** assigned to Double-A Altoona from A-Adv. Bradenton
May 29 OF/IF **Andy Vasquez** assigned to Double-A Altoona from Extended ST

BLAIR ORTHOPEDICS INJURY REPORT

Player	Injury	Placed (Retro)	Reinstated	Player	Injury	Placed (Retro)	Reinstated
Jonathan Schwind	Internal Injury	4/25	--			--	--
Tyler Glasnow	Right Ankle Sprain	5/20 (5/18)					

PIRATES ORGANIZATIONAL REPORT

<u>MLB/Pittsburgh (30-24)</u>	<u>AAA/Indianapolis (33-23)</u>	<u>Adv.-A/Bradenton (26-29)</u>	<u>Class-A/West Va. (33-22)</u>	<u>SS-A/West Virginia</u>	<u>Rookie/Bristol</u>
Yesterday: W, 10-8 @ ATL	Yesterday: W, 5-2 @ LHV	Yesterday: W, 6-2 @ FTM	Yesterday: L, 13-2 @ ROM	Season starts June 19	Season starts June 23
W: C. Morton (3-0)	W: C. Sadler (5-3)	W: J. Aquino (3-5)	W: A. McRae (3-4)		
L: L. Avilan (2-1)	L: J. Berken (3-3)	L: C. Hu (4-1)	L: Max Povse (3-1)		
S: M. Melancon (17)	S: B. Wood (15)	S: --	S: --		
The Pirates stayed unbeaten in the month of June with a series-opening win. Neil Walker hit a home run to give the Bucs a 4-3 lead in the 5th. Later, Starling Marte broke a 4-4 tie with a two-run homer in the sixth.	Indianapolis jumped ahead 4-0 in the second inning and never trailed. Alen Hanson went 2-for-5 with two RBI. Gorkys Hernandez and Elias Diaz each had two hits. Casey Sadler gave up two runs in six innings.	The Marauders won their third straight as Jayson Aquino gave up two runs (none earned) over six innings. Harold Ramirez hit his first home run of the year, a three-run shot in the first inning. Reese McGuire had two hits.	The Power were routed by the Braves as Alex McRae surrendered six runs in four innings. John Sever allowed seven runs in 2.1 innings pitched out of the pen. Taylor Gushue went 2-for-4 with a triple.		
Today: 7:10 p.m. @ ATL	Today: 6:35 p.m. @ LHV	Today: 6:05 p.m. @ FTM	Today: 6 p.m. @ ROM		